

NATIONAL IMPACT FEE SURVEY: 2010¹

This paper summarizes the results of a detailed survey of impact fees that individual jurisdictions across the country are charging. Unlike in-kind developer exactions, impact fees are expressed in dollars and have published fee schedules, making it easy to compare fees charged by different jurisdictions. The results of the survey reveal where impact fees are most common, how much jurisdictions in various states are charging, and the types of facilities for which fees are being charged. Comparisons with surveys from previous years also show how fees have been changing over time.

Structure of the Survey

The survey that follows this introductory text² contains, for each jurisdiction, the amount of impact fees (and similar charges) by type of facility (roads, water, wastewater, etc.) for five typical land use types: single-family detached, multi-family, retail, office and industrial. Residential fees are per dwelling unit; nonresidential fees are per 1,000 square feet of building area. The “updated” column gives the date we last verified the fee amounts, not the date that the jurisdiction adopted the fees.

The survey data is presented in 35 sheets, seven sheets for each of the five land use types. The jurisdictions are listed in alphabetical order, by state, county and jurisdiction. The last page for each land use summarizes average fees by state and for the nation. For example, page seven (of the survey data, not this summary text) provides the average fees for single-family detached units.

What Qualifies as an Impact Fee?

The multitude of names used to refer to impact fees is one obstacle to developing an accurate survey of such fees. Common terms used to refer to impact fees include “capacity fees,” “facility fees,” “system development charges” and “capital recovery fees.” Their common characteristics are that (1) they are charged only to new development, (2) they are standardized fees as opposed to ad hoc, negotiated payments and (3) they are designed and used to fund capital improvements needed to serve growth.

Utility Connection Fees. Water and wastewater connection fees that are used to fund growth-related capital improvements should be classified as impact fees. However, connection fees often mix impact fee components with service fees that cover other types of costs, such as the purchase of a water meter, the inspection of the connection, or the administrative cost of establishing a new customer account. This presents the researcher with a problem. Counting only clearly-labeled water and wastewater impact fees is likely to under-represent them, but seldom are there sufficient resources to interview local officials to determine what portion of a connection fee is actually an impact fee. In addition, because water and wastewater fees preceded other kinds of impact fees, they are often less controversial than other types of impact fees. For these reasons, it is often useful to look at “non-utility” impact fees separately from total impact fees.

Fees-in-Lieu. Fees charged in-lieu of land dedication for parks and schools are conceptually very similar to impact fees, and should also be counted in an impact fee survey. Essentially, they function much like an impact fee for the land component of the facility. Indeed, some communities use an

¹ prepared by Clancy Mullen, Duncan Associates, Austin, TX on November 2, 2010

² if the full survey is not attached, it can be obtained from www.impactfees.com

impact fee for the construction cost component, and combine that with a land dedication/fee-in-lieu requirement for the land component. In California, park fees in-lieu of land dedication are known as “Quimby fees,” after the name of the 1966 state act authorizing such fees. Because they are not labeled as impact fees, land dedication fees-in-lieu are often overlooked in impact fee surveys.

Development Taxes. Another class of fee that is functionally very similar to an impact fee is the development tax, which is sometimes also referred to as a development excise tax, privilege tax or facilities tax. This is a tax that only applies to new development, often on a per square foot basis, and is earmarked for capital improvements. For example, Boulder, Colorado hired consultants to conduct a nexus study and adopted an ordinance that had all of the trappings of an impact fee ordinance, including earmarking of funds for specific types of capital facilities and providing credit against the charges for developer-constructed improvements, but instead of adopting them as impact fees adopted them as development taxes. This survey includes development taxes.

Some Caveats

The results of impact fee surveys can be misinterpreted. This can be avoided if the reader keeps the following caveats in mind.

Not Exhaustive Samples. Like most impact fee surveys, this survey only includes communities that charge some impact fees, and excludes those that do not. Thus, an “average impact fee” must be understood as an average fee for those communities that charge impact fees, not as an average for all communities. Although in California state limits on local taxing authority and relatively liberal impact fee enabling legislation have combined to make impact fees virtually universal, in most other parts of the country, communities that have impact fees (other than the ubiquitous water and wastewater connection fees) still tend to be in the minority.

Not Random Samples. Impact fee surveys tend to be opportunistic. For the most part, the inclusion of a community is determined by how readily available the information is. Communities that post their fee schedules on their web site are more likely to be included in a survey than communities that do not. Consultants who compile surveys are more likely to include communities that have been clients or that are in the same region with former clients. For example, our firm compiled extensive surveys of impact fees in Arizona and Florida for client communities in those states. For these reasons, the fact that a state is not well represented in a national survey does not necessarily mean that the state does not have many impact fees (although that may be true).

Average Total Fee or Sum of Average Fees. In this chapter, average fees are presented for a variety of capital facilities. These averages exclude communities that are represented in the survey but do not charge impact fees for the particular facility type. One could sum these average fees by facility type, but this “sum of the average fees” does not represent the average fee for communities that charge impact fees. A more meaningful statistic, and the one reported here, is the “average of the total impact fees” charged by all communities represented in the survey.

Only Published Fees. The fact that a community does not charge a particular impact fee does not mean that developers make no contributions to that type of capital facility. This is particularly true in the case of roads, because many communities without road impact fees require developers to dedicate right-of-way and often to make substantial improvements to abutting roadways as a condition of development approval. In communities with road impact fees, developers who are required to make in-kind contributions receive credit against their impact fees for the value of those contributions. Thus,

developers may contribute more on average to the cost of major road improvements in communities without road impact fees than in communities with modest road impact fees.

Eligible Facilities

State enabling legislation obviously influences the kind of impact fees that local governments enact. In most states, local governments have the authority to impose impact fees for water and wastewater facilities, although they may be called something else. The types of facilities that are eligible for impact fees in the various state impact fee acts are listed in Figure 1 (it should be noted that water and wastewater impact fees may be authorized under separate legislation).

Figure 1
FACILITIES ELIGIBLE FOR IMPACT FEES BY STATE

State	Roads	Water	Sewer	Storm Water	Parks	Fire	Police	Library	Solid Waste	School
Arizona (cities)	■	■	■	■	■	■	■	■	■	
Arizona (counties)	■	■	■		■	■	■			
Arkansas (cities)	■	■	■	■	■	■	■	■		
California	■	■	■	■	■	■	■	■	■	■
Colorado	■	■	■	■	■	■	■	■	■	
Florida	■	■	■	■	■	■	■	■	■	■
Georgia	■	■	■	■	■	■	■	■		
Hawaii	■	■	■	■	■	■	■	■	■	■
Idaho	■	■	■	■	■	■	■			
Illinois	■									
Indiana	■	■	■	■	■					
Maine	■	■	■		■	■			■	
Montana	■	■	■	■	*	■	■	*	*	*
Nevada	■	■	■	■	■	■	■			**
New Hampshire	■	■	■	■	■	■	■	■	■	■
New Jersey	■	■	■	■						
New Mexico	■	■	■	■	■	■	■			
Oregon	■	■	■	■	■					***
Pennsylvania	■									
Rhode Island	■	■	■	■	■	■	■	■	■	■
South Carolina	■	■	■	■	■	■	■			
Texas (cities)	■	■	■	■						
Utah	■	■	■	■	■	■	■			
Vermont	■	■	■	■	■	■	■	■	■	■
Virginia****	■									
Washington	■				■	■				■
West Virginia	■	■	■	■	■	■	■			■
Wisconsin (cities)	■	■	■	■	■	■	■	■	■	

* can be imposed by super-majority vote of city council or unanimous vote of county commission
 ** school construction tax up to \$1,600 per unit authorized in districts with populations up to 50,000 (NRS 387.331)
 *** development tax of up to \$1.00/sq. ft. for residential and \$0.50/sq. ft. for nonresidential may be imposed by school districts
 **** impact fees may be imposed on by-right residential subdivision of agriculturally-zoned parcels for a broad array of facilities under certain circumstances

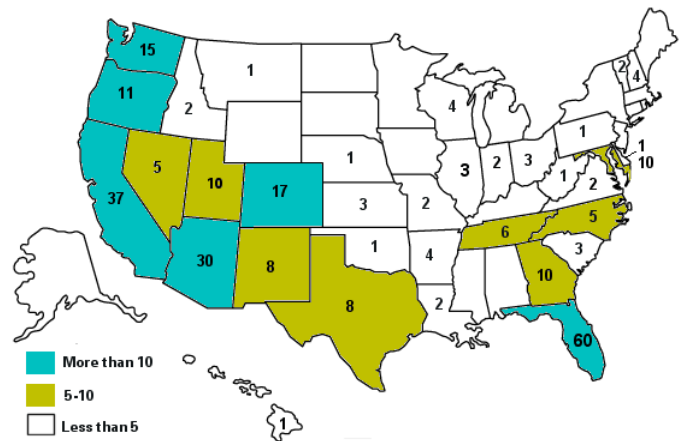
Source: Clancy Mullen, *Summary of State Impact Fee Acts*, 2009 (www.impactfees.com)

It is noteworthy that only 10 states authorize school impact fees or development taxes. School impact fees are found almost exclusively in Florida, California, Washington and Maryland (where they are authorized in some counties by special acts of the legislature). School impact fees tend to be high fees that are imposed only on residential development, and their prohibition in most of the country is an indication of the political clout of homebuilder associations.

Fee Incidence by State

As noted earlier, this survey is opportunistic, so the number of jurisdictions represented in the survey is not proportional to the actual incidence of impact fees. Nevertheless, the survey jurisdictions do provide some indication of the states where impact fees are most common. The 2010 survey includes 275 jurisdictions (plus 8 Florida counties that have suspended all of their fees, and so are excluded from the average fee totals). Not surprisingly, the surveyed jurisdictions are concentrated in the South and West, especially Washington, Oregon, California, Arizona, Colorado and Florida (see Figure 2).

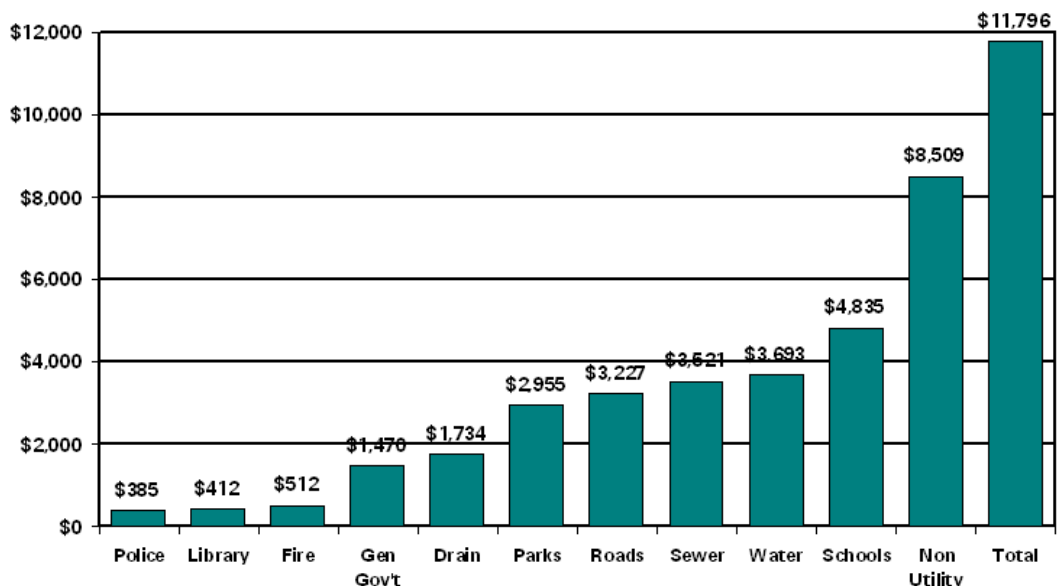
Figure 2
SURVEY JURISDICTIONS BY STATE, 2010



Average Fees by Facility Type

Average impact fees per single-family detached dwelling by type of facility are graphically illustrated in Figure 3. The total amount of impact fees charged by jurisdictions surveyed in 2010 averages \$11,796. Excluding utility fees, the average total fee is \$8,509. School impact fees, although not charged in many states, are the highest, followed by water, wastewater, road and park impact fees. Police, fire and library fees, on the other hand, tend to be relatively low. General government facility impact fees and stormwater drainage impact fees are relatively uncommonly charged--general government fees are not authorized in most states, and drainage fees are difficult to implement because they generally must be based on a comprehensive drainage master plan.

Figure 3
NATIONAL AVERAGE FEES PER SINGLE-FAMILY UNIT, 2010



Average Fees by Land Use

Average impact fees by land use type are presented in Table 2 and illustrated in Figure 4. Except in the few states where school fees are charged,³ road, park and utility fees are the primary components of total fees for residential land uses. Other types of fees tend to be small (fire, police, library) or infrequently charged (general government or drainage). For nonresidential land uses, park fees are seldom charged, and road and utility fees are the dominant components of the total fee.

Figure 4
AVERAGE FEES BY LAND USE, 2010

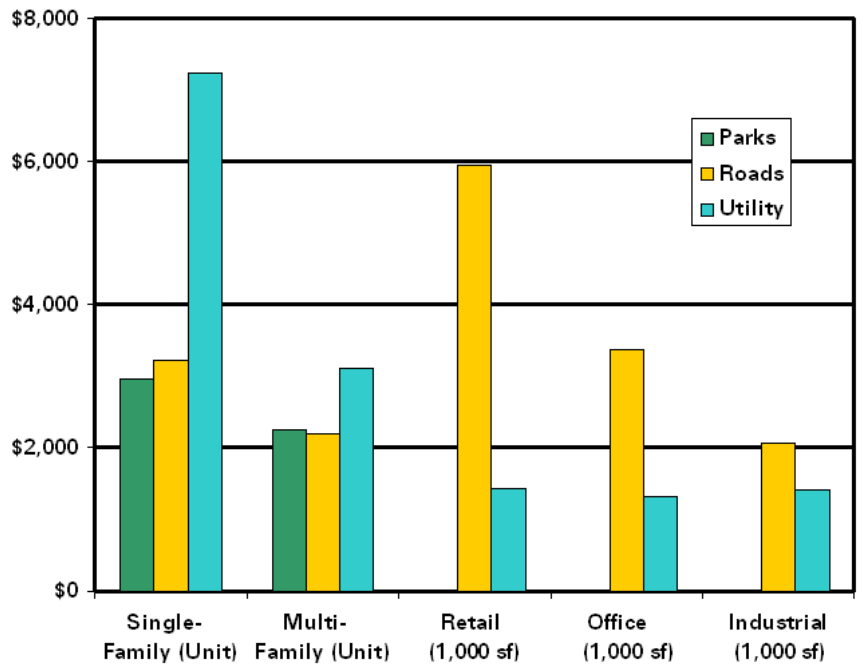


Table 1
AVERAGE FEES BY TYPE AND LAND USE, 2010

Facility Type	Single-Family (Unit)	Multi-Family (Unit)	Retail (1000 sf)	Office (1000 sf)	Indus. (1000 sf)
Roads	\$3,227	\$2,179	\$5,946	\$3,360	\$2,060
Water	\$3,693	\$1,420	\$653	\$602	\$627
Wastewater	\$3,521	\$1,685	\$772	\$718	\$786
Drainage	\$1,734	\$829	\$1,089	\$904	\$1,073
Parks	\$2,955	\$2,254	**	**	**
Library	\$412	\$307	**	**	**
Fire	\$512	\$381	\$419	\$375	\$262
Police	\$385	\$303	\$430	\$261	\$181
General Government	\$1,470	\$1,132	\$614	\$619	\$400
Schools	\$4,835	\$2,684	**	**	**
Total Non-Utility*	\$8,509	\$5,617	\$6,294	\$4,036	\$2,690
Total*	\$11,796	\$6,985	\$6,524	\$4,394	\$3,137

* totals do not represent sum of average fees, since not all jurisdictions charge all types of fees

** rarely charged to nonresidential land uses, with the exception of school fees in California

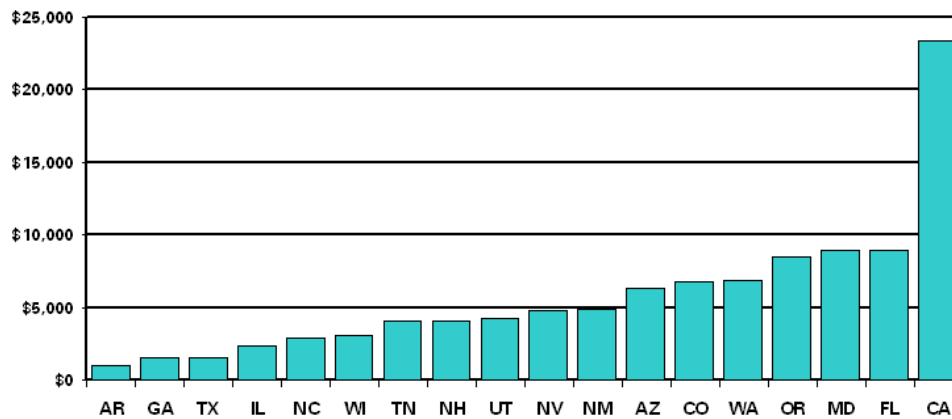
Source: Duncan Associates, 2010 survey of 275 jurisdictions

³ Florida, Washington and Maryland have extensive and significant school impact fees. California's school fees are widespread, but are capped by State law at a relatively modest level.

Average Fees by State

Average single-family impact fees, excluding water and wastewater utility fees, are illustrated for states with at least four jurisdictions included in the 2010 survey in Figure 5. Total fees for the majority of states start at less than \$1,000 in Arkansas and, with the exception of four states, peak at under \$7,000. It is not a coincidence that the three states with the highest fees – California, Florida and Maryland – are all states with large numbers of school impact fees, which as seen earlier are the highest facility fee per single-family unit. The average total single-family fee in California (\$23,441) is more than double that of the second-highest state, Florida (\$8,960). It is probably also not a coincidence that the states with the most jurisdictions charging fees are also the states with the highest fees.

Figure 5
AVERAGE NON-UTILITY FEE PER SINGLE-FAMILY UNIT BY STATE, 2010



Single-Family Unit (3-BR, 2,000 sf, on 10,000 sq. ft. lot at density of 4 UPA and value of \$200,000)																
State	County	Jurisdiction	Updated	Total	Non-Util	Roads	Water	Sewer	Drain	Parks	Library	Fire	Police	GenGov	Schools	Other
AR	Benton	Bentonville	10/6/10	\$3,789	\$1,306		\$1,366	\$1,117		\$791		\$515				
AR	Benton	Lowell	10/6/10	\$1,504	\$504			\$1,000				\$504				
AR	Faulkner	Conway	10/6/10	\$1,698	\$1,698	\$1,039				\$659						
AR	Washington	Fayetteville	10/6/10	\$2,155	\$312		\$975	\$868				\$150	\$162			
AZ	Cochise	Sierra Vista	10/6/10	\$4,818	\$4,818	\$1,454				\$1,888	\$579	\$414	\$483			
AZ	Gila	Sedona	10/6/10	\$9,905	\$9,905	\$1,939			\$671	\$6,718			\$313	\$264		
AZ	Maricopa	Avondale	10/6/10	\$18,021	\$7,277	\$1,857	\$5,251	\$5,493		\$2,501	\$346	\$996	\$344	\$929		\$304
AZ	Maricopa	Buckeye	10/6/10	\$7,412	\$3,648	\$319	\$2,302	\$1,462		\$1,446	\$252	\$964	\$417	\$250		
AZ	Maricopa	Chandler	10/6/10	\$22,059	\$10,453	\$3,983	\$6,167	\$5,439		\$5,057	\$251	\$577	\$268	\$317		
AZ	Maricopa	Fountain Hills	10/6/10	\$5,114	\$5,114	\$1,291				\$2,192	\$163	\$99	\$441	\$928		
AZ	Maricopa	Gilbert	10/6/10	\$19,684	\$7,421	\$423	\$6,397	\$5,866		\$4,547		\$1,100	\$643	\$708		
AZ	Maricopa	Glendale	10/6/10	\$14,780	\$5,790	\$1,160	\$6,660	\$2,330		\$2,072	\$606	\$409	\$395	\$847		\$301
AZ	Maricopa	Goodyear	10/7/10	\$15,198	\$5,901	\$1,060	\$5,567	\$3,730		\$1,032	\$410	\$1,415	\$606	\$1,021		\$357
AZ	Maricopa	Mesa	10/7/10	\$8,451	\$3,572		\$2,220	\$2,659	\$366	\$1,122	\$464	\$272	\$402	\$598		\$348
AZ	Maricopa	Peoria	10/7/10	\$18,874	\$13,061	\$8,160	\$3,890	\$1,923		\$2,622	\$277	\$683	\$452	\$567		\$300
AZ	Maricopa	Phoenix	10/7/10	\$14,066	\$5,778	\$650	\$5,110	\$3,178		\$4,018	\$370	\$322	\$344	\$74		
AZ	Maricopa	Scottsdale	10/7/10	\$11,227	\$906		\$6,450	\$3,871	\$906							
AZ	Maricopa	Surprise	10/7/10	\$14,602	\$9,022	\$3,704	\$3,335	\$2,245		\$2,114	\$467	\$706	\$372	\$661		\$998
AZ	Maricopa	Tempe	10/7/10	\$5,893			\$3,045	\$2,848								
AZ	Mojave	Bullhead City	10/7/10	\$715			\$715									
AZ	Navajo	Show Low	10/7/10	\$5,376	\$1,849	\$1,112	\$815	\$2,712		\$557	\$180					
AZ	Pima	Pima County	9/12/09	\$11,644	\$6,531	\$4,934		\$5,113		\$1,597						
AZ	Pima	Marana	10/7/10	\$13,197	\$10,866	\$7,395	\$2,331			\$3,471						
AZ	Pima	Oro Valley	10/7/10	\$13,628	\$6,079	\$1,933	\$7,549			\$2,605	\$670		\$495	\$376		
AZ	Pima	Tucson	10/7/10	\$9,260	\$7,683	\$4,300	\$1,577			\$1,720		\$488	\$674	\$501		
AZ	Pinal	Apache Junction	10/7/10	\$12,429	\$9,508	\$6,323	\$921	\$2,000		\$1,801	\$721		\$294	\$369		
AZ	Pinal	Casa Grande	10/7/10	\$12,469	\$8,353	\$3,356		\$4,116				\$663	\$339	\$834		\$3,161
AZ	Pinal	Eloy	10/7/10	\$4,868	\$1,941		\$1,617	\$1,310		\$539	\$151		\$359	\$892		
AZ	Pinal	Florence	10/7/10	\$12,305	\$4,870	\$583	\$3,330	\$4,105		\$857	\$407	\$1,119	\$934	\$846		\$124
AZ	Pinal	Queen Creek	10/7/10	\$15,981	\$10,974	\$727		\$5,007		\$5,719	\$1,370	\$693	\$704	\$1,761		
AZ	Yavapai	Yavapai County	12/19/09	\$3,400	\$3,400	\$3,400										
AZ	Yavapai	Chino Valley	10/7/10	\$10,353	\$4,538	\$3,028	\$854	\$4,961		\$546	\$148	\$358	\$303	\$155		
AZ	Yavapai	Prescott	10/7/10	\$17,303	\$3,227	\$469	\$10,803	\$3,273		\$1,116	\$253	\$525	\$589	\$275		
AZ	Yuma	Yuma	10/7/10	\$17,700	\$5,920	\$2,196	\$5,203	\$6,577		\$1,770		\$245	\$561	\$389		\$759
CA	Alameda	Fremont	10/12/10	\$62,108	\$62,108	\$3,879				\$23,698		\$314		\$2,717		\$31,500
CA	Alameda	Hayward	10/12/10	\$32,124	\$19,143	\$1,200	\$5,726	\$7,255		\$11,953					\$5,240	\$750
CA	Alameda	Livermore	10/12/10	\$36,523	\$28,889	\$8,965	\$3,435	\$4,199	\$960	\$13,704					\$5,260	
CA	Alameda	San Leandro	10/12/10	\$27,390	\$23,730	\$1,163		\$3,660		\$14,224					\$7,040	\$1,303
CA	Contra Costa	Orinda	10/12/10	\$20,087	\$20,087	\$5,868			\$4,840	\$9,379						
CA	El Dorado	El Dorado Co	10/12/10	\$44,759	\$44,759	\$26,014				\$9,806		\$2,320			\$6,619	
CA	Fresno	Clovis	10/13/10	\$25,585	\$13,639	\$8,240	\$4,171	\$7,775		\$3,501	\$572	\$625	\$100			\$601
CA	Kern	Bakersfield	10/13/10	\$24,726	\$21,026	\$12,870		\$3,700		\$1,680					\$5,940	\$536
CA	Los Angeles	Lancaster	10/13/10	\$14,081	\$14,081	\$2,841			\$4,659	\$3,534		\$1,751		\$119	\$800	\$377
CA	Los Angeles	Long Beach	10/13/10	\$17,117	\$17,117	\$1,125				\$4,613		\$496	\$703		\$10,180	
CA	Monterey	Salinas	10/13/10	\$10,854	\$6,677	\$3,020		\$4,177	\$1,347	\$2,310						
CA	Napa	St. Helena	12/19/09	\$51,160	\$29,700	\$7,560	\$11,880	\$9,580	\$5,360				\$2,300	\$5,000	\$4,480	\$5,000
CA	Orange	Brea	10/13/10	\$18,071	\$4,490	\$3,406	\$13,581					\$1,029	\$55			
CA	Placer	Rocklin	10/13/10	\$16,911	\$16,911	\$7,373			\$293	\$2,696				\$6,549		
CA	Sacramento	Citrus Heights	10/18/10	\$14,243	\$6,793	\$1,434		\$7,450		\$1,079					\$4,280	
CA	Sacramento	Elk Grove	10/18/10	\$51,906	\$34,812	\$8,188	\$5,894	\$11,200	\$14,537	\$4,310	\$700	\$1,731	\$424	\$623		\$4,299

Single-Family Unit (3-BR, 2,000 sf, on 10,000 sq. ft. lot at density of 4 UPA and value of \$200,000)																
State	County	Jurisdiction	Updated	Total	Non-Util	Roads	Water	Sewer	Drain	Parks	Library	Fire	Police	GenGov	Schools	Other
CA	Sacramento	Sacramento	10/18/10	\$33,890	\$25,058	\$4,651	\$1,382	\$7,450		\$5,191					\$5,683	\$9,533
CA	San Bernardino	Highland	10/18/10	\$21,498	\$21,498	\$12,854			\$839	\$3,724	\$917	\$799	\$225	\$2,140		
CA	San Bernardino	Redlands	10/18/10	\$13,880	\$13,880	\$2,488			\$700	\$4,482	\$764	\$996	\$1,806	\$2,644		
CA	San Bernardino	Rialto	10/18/10	\$18,184	\$9,714	\$2,829	\$5,100	\$3,370	\$3,051	\$2,709	\$66	\$390	\$422	\$247		
CA	San Diego	Carlsbad	10/18/10	\$38,173	\$27,033	\$3,233	\$8,041	\$3,099	\$685	\$6,208				\$7,000	\$6,300	\$3,607
CA	San Diego	Escondido	10/18/10	\$29,298	\$12,782	\$2,931	\$9,016	\$7,500	\$1,071	\$4,129				\$4,533		\$118
CA	San Diego	San Diego	10/18/10	\$29,095	\$17,598	\$2,378	\$7,373	\$4,124							\$5,260	\$9,960
CA	San Joaquin	Lodi	10/18/10	\$26,677	\$19,392	\$3,834	\$1,348	\$5,938	\$4,928	\$7,443		\$518	\$530	\$2,140		
CA	San Joaquin	Ripon	10/18/10	\$67,140	\$55,020	\$12,773	\$9,197	\$2,923	\$2,125	\$14,302	\$637	\$2,545	\$2,152	\$4,193	\$7,700	\$8,593
CA	San Luis Obispo	Paso Robles	10/18/10	\$42,473	\$24,924	\$7,094	\$12,000	\$5,549	\$1,936	\$4,605	\$1,106	\$848	\$71	\$4,004	\$5,260	
CA	San Luis Obispo	San Luis Obispo	10/18/10	\$33,609	\$13,307	\$3,307	\$16,349	\$3,953								\$10,000
CA	Santa Barbara	Carpinteria	10/18/10	\$41,765	\$41,765	\$15,362			\$2,778	\$17,056				\$1,969	\$4,100	\$500
CA	Santa Barbara	Santa Maria	10/19/10	\$27,276	\$18,112	\$8,730	\$5,373	\$3,791		\$6,672	\$824	\$822	\$736	\$328		
CA	Santa Clara	Gilroy	10/19/10	\$51,320	\$33,553	\$11,809	\$5,236	\$12,531	\$158					\$21,586		
CA	Santa Clara	Palo Alto	10/19/10	\$69,556	\$57,056	\$2,890	\$5,000	\$7,500		\$53,264	\$902					
CA	Santa Cruz	Santa Cruz Co	10/19/10	\$7,604	\$7,604	\$3,324			\$4,280							
CA	Santa Cruz	Scotts Valley	10/19/10	\$21,465	\$15,328	\$4,732		\$6,137	\$300	\$8,404	\$703		\$830	\$359		
CA	Shasta	Redding	10/19/10	\$24,703	\$10,894	\$5,142	\$6,889	\$6,920	\$891	\$3,996		\$865				
CA	Solano	Vacaville	10/19/10	\$46,140	\$29,673	\$8,745	\$7,643	\$8,824	\$2,039	\$4,208		\$305	\$682	\$677	\$4,100	\$8,917
CA	Sonoma	Windsor	10/19/10	\$41,223	\$25,933	\$10,119	\$1,611	\$13,679	\$2,888	\$8,526				\$4,400		
CA	Yolo	Davis	10/19/10	\$23,216	\$23,216	\$8,093			\$305	\$5,877			\$992	\$2,389	\$5,560	
CO	Adams	Adams Co	10/19/10	\$1,599	\$1,599	\$1,599										
CO	Adams	Commerce City	10/19/10	\$2,700	\$2,700	\$1,181				\$900					\$619	
CO	Boulder	Boulder	10/19/10	\$32,372	\$15,474	\$2,062	\$13,542	\$3,356	\$4,680	\$4,012	\$445	\$196	\$277	\$402	\$2,420	\$980
CO	Eagle	Eagle Co	10/19/10	\$6,596	\$6,596	\$4,378						\$2,218				
CO	Eagle	Basalt	10/19/10	\$5,967	\$750	\$750	\$5,217									
CO	El Paso	Colorado Springs	10/19/10	\$16,067	\$5,083		\$9,323	\$1,661	\$1,770	\$1,781					\$1,532	
CO	Fremont	Canon City	10/19/10	\$304	\$304							\$304				
CO	Jefferson	Jefferson Co	10/19/10	\$3,276	\$3,276	\$3,276										
CO	La Plata	Durango	10/19/10	\$11,777	\$4,675	\$3,430	\$5,582	\$1,520		\$300					\$945	
CO	Larimer	Larimer Co	10/19/10	\$4,256	\$4,256	\$2,997				\$1,259						
CO	Larimer	Loveland	10/19/10	\$23,301	\$15,111	\$2,443	\$5,600	\$2,590	\$569	\$5,898	\$1,132	\$678	\$881	\$968	\$1,382	\$1,160
CO	Larimer	Ft. Collins	10/19/10	\$19,933	\$12,409	\$2,792	\$4,330	\$3,194	\$725	\$3,419	\$540	\$194	\$134	\$245	\$1,591	\$2,769
CO	Mesa	Mesa Co	10/19/10	\$2,748	\$2,748	\$1,678				\$150					\$920	
CO	Pitkin	Pitkin Co	10/19/10	\$23,712	\$23,712	\$8,014				\$13,287					\$917	\$1,494
CO	Weld	Weld Co	2/8/10	\$2,862	\$2,862	\$1,987			\$300					\$575		
CO	Weld	Windsor	10/19/10	\$18,348	\$7,923	\$2,210	\$6,725	\$3,700	\$735	\$4,978						
CO	Weld	Greeley	10/19/10	\$5,433	\$5,433	\$1,571			\$280	\$3,174		\$275	\$133			
DE	New Castle	New Castle Co	10/19/10	\$9,321	\$1,157			\$8,164		\$328	\$138	\$517	\$62	\$112		
FL	Alachua	Alachua Co	10/20/10	\$5,776	\$5,776	\$5,372				\$252		\$152				
FL	Brevard	Brevard Co	10/20/10	\$4,834	\$4,834						\$64	\$93			\$4,445	\$232
FL	Brevard	Cocoa	10/20/10	\$5,780	\$4,780		\$1,000				\$64	\$39			\$4,445	\$232
FL	Brevard	Melbourne	10/20/10	\$5,570	\$5,570					\$540	\$64	\$39		\$250	\$4,445	\$232
FL	Brevard	Palm Bay	10/20/10	\$5,963	\$5,963					\$862	\$64	\$322	\$38		\$4,445	\$232
FL	Brevard	Rockledge	10/20/10	\$4,780	\$4,780						\$64	\$39			\$4,445	\$232
FL	Broward	Broward Co	10/20/10	\$7,113	\$7,113	\$457				\$690					\$5,966	
FL	Broward	Ft. Lauderdale	10/20/10	\$8,341	\$8,341					\$2,375					\$5,966	
FL	Charlotte	Charlotte Co	10/20/10	\$3,649	\$3,649	\$1,995				\$776	\$154	\$198	\$89	\$437		
FL	Citrus	Citrus Co	10/20/10	\$4,460	\$4,460					\$723	\$251	\$496	\$257	\$625	\$2,109	

Single-Family Unit (3-BR, 2,000 sf, on 10,000 sq. ft. lot at density of 4 UPA and value of \$200,000)																	
State	County	Jurisdiction	Updated	Total	Non-Util	Roads	Water	Sewer	Drain	Parks	Library	Fire	Police	GenGov	Schools	Other	
FL	Clay	Clay Co	10/20/10	\$7,034	\$7,034										\$7,034		
FL	Collier	Collier Co	11/1/10	\$26,437	\$19,367	\$6,985	\$3,575	\$3,495		\$3,386	\$583	\$1,235	\$359	\$950	\$5,377	\$492	
FL	Columbia	Columbia Co	10/20/10	suspended fees through Jan. 1, 2010: moratorium extended one year to Jan. 1, 2011 (ord. 2009-12 and ord. 2009-13)													
FL	Dade	Miami/Dade Co	10/20/10	\$8,179	\$8,179	\$1,998				\$2,863		\$377	\$492		\$2,448		
FL	Dade	Miami	10/20/10	\$10,547	\$10,547					\$6,818		\$704	\$164	\$413	\$2,448		
FL	DeSoto	DeSoto Co	9/30/08	suspended fees effective January 1, 2008													
FL	Flagler	Flagler Co	10/25/10	\$5,307	\$5,307	\$1,438				\$269					\$3,600		
FL	Flagler	Palm Coast	10/20/10	\$13,535	\$8,625	\$3,565	\$2,430	\$2,480		\$1,264		\$196			\$3,600		
FL	Gilchrist	Gilchrist Co	10/20/10	\$3,500	\$3,500	\$1,750								\$1,000	\$750		
FL	Glades	Glades Co	6/10/10	all fees suspended eff 11/24/2008 until 12/1/2010													
FL	Hardee	Hardee Co	10/26/10	all fees suspended eff 1/1/2009 until 12/31/2010													
FL	Hendry	Hendry Co	10/20/10	all fees suspended through December 31, 2010. Effective Jan 1, 2011, fees at 50% of stated amount in schedule.													
FL	Hernando	Hernando Co	10/26/10	\$4,862	\$4,862	\$1,845				\$113	\$95	\$112	\$99	\$192	\$2,406		
FL	Highlands	Highlands Co	10/27/09	all fees suspended for 1 yr eff. 7/1/2009													
FL	Hillsborough	Hillsborough Co	10/26/10	\$9,428	\$5,878	\$1,475	\$1,650	\$1,900		\$354		\$49			\$4,000		
FL	Hillsborough	Plant City	10/26/10	\$11,787	\$7,877	\$1,856	\$790	\$3,120		\$582	\$538	\$363	\$538		\$4,000		
FL	Hillsborough	Tampa	10/26/10	\$5,581	\$5,581	\$1,581									\$4,000		
FL	Indian River	Indian River Co	5/14/10	\$8,185	\$8,185	\$4,483				\$1,463	\$483				\$1,756		
FL	Lake	Lake Co	10/26/10	\$10,127	\$10,127					\$222	\$191	\$390			\$9,324		
FL	Lake	Eustis	10/26/10	\$14,023	\$10,501		\$854	\$2,668		\$599	\$293	\$147	\$138		\$9,324		
FL	Lee	Lee Co	10/26/10	\$15,310	\$15,310	\$8,976				\$1,479		\$739			\$4,116		
FL	Lee	Bonita Springs	10/26/10	\$13,869	\$13,869	\$8,211				\$872		\$670			\$4,116		
FL	Lee	Cape Coral	10/26/10	\$14,921	\$9,785	\$3,347	\$3,361	\$1,775		\$1,115		\$610	\$597		\$4,116		
FL	Lee	Ft. Myers	10/26/10	\$17,665	\$13,676	\$8,976	\$2,023	\$1,966				\$584			\$4,116		
FL	Levy	Levy Co	10/26/10	\$1,249	\$1,249	\$1,046				\$150		\$53					
FL	Manatee	Manatee Co	10/26/10	\$5,499	\$5,499	\$3,507				\$971		\$182	\$839				
FL	Marion	Marion Co	10/26/10	\$4,254	\$4,254							\$287			\$3,967		
FL	Martin	Martin Co	10/26/10	\$14,525	\$14,525	\$4,209				\$2,969	\$515	\$355	\$423	\$487	\$5,567		
FL	Monroe	Monroe Co	10/26/10	\$1,534	\$1,534	\$633				\$340	\$242	\$105	\$150			\$64	
FL	Nassau	Nassau Co	10/26/10	\$3,726	\$3,726										\$3,726		
FL	Okaloosa	Destin	10/26/10	\$2,087	\$2,087	\$1,425				\$479	\$160		\$23				
FL	Orange	Orange Co.	9/14/10	\$18,688	\$18,688	\$3,825				\$1,391		\$223	\$208		\$13,041		
FL	Orange	Ocoee	10/26/10	\$26,293	\$19,707	\$3,969	\$1,661	\$4,925		\$1,560		\$636	\$501		\$13,041		
FL	Orange	Orlando	10/26/10	\$18,715	\$16,178	\$2,987		\$2,537				\$150			\$13,041		
FL	Orange	Winter Garden	10/26/10	\$21,174	\$17,829	\$3,517	\$1,310	\$2,035		\$671		\$340	\$260		\$13,041		
FL	Osceola	Osceola Co	10/26/10	\$18,173	\$18,173	\$6,877				\$924		\$165			\$10,207		
FL	Palm Beach	Palm Beach Co	10/26/10	\$11,367	\$11,367	\$4,822				\$1,540	\$161	\$528	\$170	\$148	\$3,998		
FL	Palm Beach	Palm Beach Gardens	10/26/10	\$15,618	\$11,327	\$6,527				\$3,649	\$250	\$559	\$487	\$148	\$3,998		
FL	Pasco	Pasco Co	10/26/10	\$21,119	\$16,828	\$10,302	\$1,561	\$2,730		\$892	\$145	\$420			\$4,828	\$241	
FL	Pinellas	Pinellas Co	10/26/10	\$2,418	\$2,066	\$2,066	\$352										
FL	Polk	Polk Co	10/26/10	\$4,160	\$4,160	all fees suspended for 6 months except school. eff. 8/31/2010										\$4,160	
FL	Polk	Lakeland	10/26/10	\$12,702	\$12,702	\$4,895				\$2,707		\$349	\$591		\$4,160	\$0	
FL	Putnam	Putnam Co	6/10/10	all fees suspended for 2 yrs eff. 3/1/2009													
FL	Santa Rosa	Santa Rosa Co	10/26/10	all fees suspended for 2 yrs eff. 1/1/2008 (extended through 2010)													
FL	St Johns	St. Johns Co	10/26/10	\$10,122	\$10,122	\$4,036				\$820		\$545	\$205	\$411	\$4,105		
FL	St Lucie	St. Lucie Co	10/26/10	\$11,264	\$11,264	\$3,388				\$979	\$205	\$525	\$194	\$239	\$5,734		
FL	Sarasota	Sarasota Co	10/26/10	\$16,954	\$12,203	\$5,774	\$2,720	\$2,031		\$2,348	\$380	\$339	\$195	\$339	\$2,032	\$796	
FL	Sarasota	North Port	10/26/10	\$12,036	\$12,036	\$6,487				\$2,163	\$217	\$639	\$212	\$217	\$2,032	\$69	
FL	Seminole	Seminole Co	10/26/10	\$6,251	\$6,251	\$1,025					\$54	\$172			\$5,000		

Single-Family Unit (3-BR, 2,000 sf, on 10,000 sq. ft. lot at density of 4 UPA and value of \$200,000)																
State	County	Jurisdiction	Updated	Total	Non-Util	Roads	Water	Sewer	Drain	Parks	Library	Fire	Police	GenGov	Schools	Other
FL	Seminole	Altamonte Springs	10/26/10	\$6,656	\$6,656	\$996				\$211	\$91	\$172	\$186		\$5,000	
FL	Seminole	Winter Springs	10/26/10	\$10,823	\$10,823	\$3,167				\$1,200		\$700	\$356	\$400	\$5,000	
FL	Sumter	Sumter Co	10/26/10	\$2,997	\$2,997	\$2,600						\$397				
FL	Volusia	Volusia Co	10/26/10	\$9,108	\$9,108	\$2,174				\$582		\$287			\$6,065	
FL	Volusia	Daytona Beach	10/26/10	\$11,193	\$11,193	\$2,493				\$1,463		\$202	\$343	\$627	\$6,065	
FL	Volusia	Deland	10/26/10	\$15,233	\$10,028	\$2,174	\$2,184	\$3,021		\$1,410		\$82	\$112	\$185	\$6,065	
FL	Volusia	Deltona	10/26/10	\$13,800	\$8,995	\$1,044	\$1,429	\$3,376		\$1,556		\$214	\$116		\$6,065	
FL	Volusia	Ormond Beach	10/26/10	\$13,695	\$9,621	\$2,315	\$2,063	\$2,011	\$104	\$1,137					\$6,065	
FL	Volusia	Port Orange	10/26/10	\$16,636	\$10,936	\$3,076	\$4,225	\$1,475		\$1,525		\$270			\$6,065	
GA	Cherokee	Canton	10/27/10	\$3,346	\$3,346	\$1,813				\$1,054		\$385	\$94			
GA	Cherokee	Cherokee Co	10/27/10	\$195	\$195	\$59				\$28	\$28	\$54	\$26			
GA	Effingham	Effingham Co	10/27/10	\$6,100	\$1,500	\$988	\$2,000	\$2,600		\$320			\$192			
GA	Forsyth	Forsyth Co	10/27/10	\$1,030	\$1,030					\$686	\$116	\$228				
GA	Fulton	Alpharetta	10/27/10	\$1,940	\$1,940	\$1,131				\$545		\$264				
GA	Fulton	Atlanta	10/27/10	\$1,544	\$1,544	\$987				\$410		\$114	\$33			
GA	Fulton	Roswell	10/27/10	\$1,998	\$1,998	\$162				\$1,303		\$533				
GA	Hall	Hall Co	10/27/10	\$1,242	\$1,242											\$1,242
GA	Henry	Henry Co	10/27/10	\$1,662	\$1,662											\$1,662
GA	Henry	McDonough	10/27/10	\$1,105	\$1,105											\$1,105
HI	Honolulu	Honolulu	10/27/10	\$1,836	\$1,836	\$1,836										
ID	Ada	Boise	10/27/10	\$5,477	\$5,477	\$3,456				\$1,355		\$515	\$151			
ID	Kootenai	Post Falls	10/27/10	\$11,068	\$3,369	\$872	\$2,095	\$5,604		\$2,120			\$349			\$28
IL	DeKalb	DeKalb (city)	10/27/10	\$4,622	\$4,622					\$3,435					\$1,187	
IL	DuPage	DuPage County	10/27/10	\$624	\$624	\$624										
IL	Kane	Kane County	10/27/10	\$1,948	\$1,948	\$1,948										
IN	Hamilton	Fishers	10/27/10	\$5,745	\$3,345	\$2,275		\$2,400		\$1,070						
IN	Hamilton	Noblesville	10/27/10	\$3,050	\$3,050	\$1,914				\$1,136						
KS	Johnson	Lenexa	10/27/10	\$7,251	\$7,251	\$5,786			\$957	\$433						\$75
KS	Johnson	Olathe	10/27/10	\$9,902	\$2,902	\$2,382	\$3,300	\$3,700		\$520						
KS	Johnson	Overland Park	9/19/08	\$2,341	\$2,341	\$2,341										
LA	E Baton Rouge	Baton Rouge	10/27/10	\$2,841	\$691	\$691		\$2,150								
LA	St Tammany	St Tammany Parish	10/27/10	\$3,077	\$3,077	\$1,468			\$1,609							
MD	Anne Arundel	Anne Arundel Co	10/27/10	\$5,831	\$5,831	\$1,470							\$98		\$4,263	
MD	Calvert	Calvert Co	10/27/10	\$12,950	\$12,950	\$3,500				\$1,300					\$7,800	\$350
MD	Carroll	Carroll Co	10/27/10	\$6,836	\$6,836					\$533					\$6,303	
MD	Charles	Charles Co	10/27/10	\$21,527	\$12,097		\$3,707	\$5,723							\$12,097	
MD	Frederick	Frederick Co	10/27/10	\$26,246	\$15,185		\$4,617	\$6,444			\$759				\$14,426	
MD	Harford	Harford Co	10/27/10	\$6,000	\$6,000										\$6,000	
MD	Howard	Howard Co	10/27/10	\$1,980	\$1,980	\$1,980										
MD	Montgomery	Montgomery Co	10/27/10	\$20,465	\$15,375	\$6,264	\$2,240	\$2,850							9111	
MD	Queen Anne's	Queen Anne's Co	10/27/10	\$8,500	\$8,500					\$760		\$800			\$6,940	
MD	St. Mary's	St. Mary's Co	10/27/10	\$4,500	\$4,500	\$450				\$675					\$3,375	
MO	Clay/Jackson	Kansas City	10/27/10	\$711	\$711	\$711										
MO	Jackson	Lee's Summit	10/27/10	\$1,041	\$1,041	\$1,041										
MT	Gallatin	Bozeman	10/27/10	\$11,117	\$4,255	\$3,432	\$3,625	\$3,237				\$823				

Single-Family Unit (3-BR, 2,000 sf, on 10,000 sq. ft. lot at density of 4 UPA and value of \$200,000)																
State	County	Jurisdiction	Updated	Total	Non-Util	Roads	Water	Sewer	Drain	Parks	Library	Fire	Police	GenGov	Schools	Other
NC	Chatham	Chatham Co.	10/28/10	\$6,948	\$3,448		\$3,500			\$548					\$2,900	
NC	Durham	Durham	10/28/10	\$5,981	\$3,615	\$968	\$1,451	\$915		\$647					\$2,000	
NC	Orange	Orange Co.	10/28/10	\$8,966	\$3,749		\$1,833	\$3,384							\$3,749	
NC	Wake	Cary	10/28/10	\$5,681	\$1,243	\$1,243	\$1,471	\$2,967								
NC	Wake	Raleigh	10/28/10	\$3,058	\$2,406	\$1,386	\$326	\$326		\$1,020						
NE	Lancaster	Lincoln	10/28/10	\$4,685	\$2,800	\$2,466	\$1,261	\$624		\$334						
NH	Hillsborough	Manchester	10/28/10	\$2,923	\$2,923							\$190			\$2,733	
NH	Merrimack	Concord	10/28/10	\$4,527	\$4,527	\$1,767				\$880					\$1,880	
NH	Rockingham	Salem	10/28/10	\$5,232	\$5,232											
NH	Rockingham	Fremont	10/28/10	\$3,761	\$3,761										\$3,761	
NM	Bernalillo	Albuquerque	10/28/10	\$12,142	\$7,786	\$3,662	\$2,489	\$1,867	\$1,290	\$2,420			\$414			
NM	Bernalillo	Bernalillo Co	10/28/10	\$10,404	\$10,404	\$3,273			\$3,335	\$2,620		\$883				\$293
NM	Dona Ana	Las Cruces	10/28/10	\$4,203	\$800		\$2,238	\$1,165		\$800						
NM	Lincoln	Ruidoso	10/28/10	\$5,895			\$3,839	\$2,056								
NM	Sandoval	Rio Rancho	10/28/10	\$14,347	\$8,785	\$2,691	\$3,264	\$2,298	\$4,465	\$1,258		\$339				\$32
NM	Santa Fe	Santa Fe	10/28/10	\$6,246	\$3,498	\$2,100	\$2,013	\$735		\$1,214		\$136	\$48			
NM	Santa Fe	Santa Fe County	10/28/10	\$550	\$550							\$550				
NM	Valencia	Los Lunas	10/28/10	\$4,548	\$2,171		\$898	\$1,479		\$2,171						
NV	Churchill	Churchill County	10/28/10	\$4,200	\$4,200	\$2,300				\$1,000					\$900	
NV	Clark	Las Vegas	10/28/10	\$4,569	\$1,731	\$885		\$2,838		\$720						\$126
NV	Clark	Mesquite	10/28/10	\$3,461	\$2,137	\$1,011		\$1,324		\$1,000						\$126
NV	Placer	Truckee	12/15/09	\$10,613	\$10,613	\$2,381				\$6,452		\$1,780				
NV	Washoe	Reno	10/28/10	\$5,177	\$5,177	\$4,177				\$1,000						
OH	Butler	Middletown	12/13/09	\$500	\$500					\$500						
OH	Delaware	Delaware (city)	10/28/10	\$13,103	\$2,068		\$5,650	\$5,385		\$1,226		\$314	\$162	\$366		
OH	Warren	Hamilton Township	10/28/10	\$6,153	\$6,153	\$3,964				\$1,648		\$335	\$206			
OK	Cleveland	Moore	10/28/10	\$1,347	\$647	\$647		\$700								
OR	Clackamas	Clackamas Co.	10/28/10	\$20,844	\$14,039	\$5,621	\$205	\$6,600		\$6,418					\$2,000	
OR	Clackamas	West Linn	10/28/10	\$26,421	\$16,400	\$6,186	\$7,166	\$2,855	\$994	\$8,712						\$508
OR	Deschutes	Bend	10/29/10	\$15,884	\$8,524	\$4,500	\$4,520	\$2,840		\$4,024						
OR	Josephine	Grants Pass	10/29/10	\$10,700	\$5,734	\$3,091	\$2,511	\$2,455	\$398	\$2,245						
OR	Lane	Eugene	10/29/10	\$8,221	\$6,206	\$1,732		\$2,015	\$539	\$3,935						
OR	Lane	Springfield	10/29/10	\$5,873	\$3,745	\$2,249		\$2,128	\$1,496							
OR	Marion	Salem	10/29/10	\$13,312	\$6,088	\$1,953	\$4,291	\$2,933	\$587	\$3,548						
OR	Marion	Silverton	10/29/10	\$18,398	\$9,763	\$4,145	\$4,130	\$4,505	\$1,462	\$4,156						
OR	Multnomah	Portland	10/29/10	\$17,083	\$11,303	\$2,566	\$1,691	\$4,089	\$733	\$8,004						
OR	Washington	Tigard	10/29/10	\$10,869	\$8,467	\$3,656	\$2,402			\$4,811						
OR	Washington	Washington Co	10/29/10	\$8,036	\$4,100	\$3,600		\$3,936	\$500							
PA	Montgomery	Towamencin Twp	10/29/10	\$2,220	\$2,220	\$2,220		\$1,711	\$1,610	\$1,000						\$250
SC	Beaufort	Beaufort Co	10/29/10	\$2,766	\$2,766	\$1,134				\$659	\$468	\$505				
SC	Beaufort	Hilton Head	10/29/10	\$8,485	\$3,045	\$1,950	\$2,400	\$3,040		\$627	\$468					
SC	Berkeley	Mt. Pleasant	10/29/10	\$8,360	\$1,860	\$958	\$2,000	\$4,500		\$358		\$231	\$69			\$244

Single-Family Unit (3-BR, 2,000 sf, on 10,000 sq. ft. lot at density of 4 UPA and value of \$200,000)																	
State	County	Jurisdiction	Updated	Total	Non-Util	Roads	Water	Sewer	Drain	Parks	Library	Fire	Police	GenGov	Schools	Other	
TN	Rutherford	La Vergne	10/29/10	\$5,045	\$2,695	\$884	\$500	\$1,850		\$311						\$1,500	
TN	Rutherford	Smyrna	10/29/10	\$4,069	\$4,069	\$1,719				\$611		\$239				\$1,500	
TN	Sumner	Portland	10/29/10	\$3,065	\$3,065					\$1,228					\$1,400	\$437	
TN	Sumner	White House	10/29/10	\$2,645	\$2,645	\$381				\$396		\$186	\$282		\$1,400		
TN	Williamson	Franklin	10/29/10	\$8,391	\$5,111	\$2,191	\$1,185	\$2,095								\$2,920	
TN	Williamson	Nolensville	10/29/10	\$6,912	\$6,912	\$2,912										\$4,000	
TX	Brazos	College Station	11/1/10	\$3,149	\$2,021		\$770	\$358		\$2,021							
TX	Collin	Allen	11/1/10	\$2,350	\$650	\$650	\$1,200	\$500									
TX	Collin	McKinney	11/1/10	\$2,993	\$1,160	\$1,160	\$1,628	\$205									
TX	Denton	Denton	1/14/10	\$5,430			\$3,700	\$1,730									
TX	Tarrant	Arlington	11/1/10	\$2,767	\$1,907	\$670	\$480	\$380		\$1,237							
TX	Tarrant	Colleyville	11/1/10	\$5,321	\$2,187	\$2,187	\$2,491	\$643									
TX	Tarrant	Ft. Worth	11/1/10	\$3,052		\$2,000	\$867	\$185									
TX	Williamson	Georgetown	11/1/10	\$3,197			\$1,531	\$1,666									
UT	Cache	Logan	10/3/10	\$2,451	\$1,258	\$669	\$258	\$935	\$77			\$118	\$34			\$360	
UT	Davis	Layton	10/3/10	\$7,612	\$7,012	\$2,399	\$600		\$2,239	\$1,873		\$501					
UT	Salt Lake	Draper	10/3/10	\$8,841	\$7,428	\$1,749	\$1,413		\$1,161	\$3,990		\$310	\$218				
UT	Salt Lake	Salt Lake City	10/3/10	\$1,468	\$1,468					\$618		\$440	\$410				
UT	Salt Lake	Sandy City	10/5/10	\$6,214	\$4,685		\$1,529		\$1,133	\$3,316		\$165	\$71				
UT	Salt Lake	West Jordan City	10/3/10	\$12,178	\$5,403	\$1,891	\$3,944	\$2,831	\$1,527	\$1,633		\$247	\$105				
UT	Salt Lake	West Valley City	10/3/10	\$3,216	\$3,216	\$846			\$181	\$2,032		\$91	\$66				
UT	Tooele	Tooele	10/3/10	\$9,825	\$3,990	\$1,515	\$4,320	\$1,515		\$2,125						\$350	
UT	Utah	Payson	11/1/10	\$7,415	\$3,205		\$1,620	\$2,590		\$2,800			\$405				
UT	Utah	Provo	10/3/10	\$6,954	\$4,964	\$986	\$760	\$1,230	\$890	\$3,088							
VA	Loudoun	Leesburg	11/1/10	\$11,975			\$4,683	\$7,292									
VA	Stafford	Stafford Co	11/1/10	\$12,003	\$1,603	\$1,603	\$6,900	\$3,500									
VT	Chittenden	Burlington	11/1/10	\$4,686	\$4,686	\$346				\$1,326	\$822	\$398	\$80		\$1,714		
VT	Chittenden	Williston	11/1/10	\$11,857	\$11,857	\$303				\$840					\$10,714		
WA	Clark	Vancouver	11/1/10	\$10,776	\$8,476	\$1,778	\$2,300			\$2,084					\$4,613		
WA	Cowlitz	Woodland	11/1/10	\$12,446	\$5,396		\$2,800	\$4,250		\$1,116		\$1,530			\$2,750		
WA	King	King Co	11/1/10	\$7,505	\$7,505	\$1,711									\$5,794		
WA	King	Bellevue	12/19/09	\$415	\$415	\$415											
WA	King	Bothell	11/1/10	\$8,754	\$4,982	\$3,637	\$2,199	\$1,573		\$1,345							
WA	King	Issaquah	11/1/10	\$12,443	\$12,443	\$1,562				\$6,605		\$655	\$161	\$126	\$3,334		
WA	King	Kirkland	11/2/10	\$20,340	\$8,151	\$3,825	\$9,133	\$3,056	\$481	\$3,845							
WA	Kitsap	Kitsap Co	11/2/10	\$2,324	\$2,324	\$612				\$578					\$1,133		
WA	Pierce	Pierce Co	11/2/10	\$5,119	\$5,119	\$1,759				\$355					\$3,005		
WA	Skagit	Anacortes	11/2/10	\$13,990	\$3,909	\$900	\$2,985	\$7,096	\$2,394	\$615							
WA	Skagit	Burlington	11/2/10	\$11,977	\$8,847	\$1,835		\$3,130	\$441	\$625		\$150			\$5,796		
WA	Snohomish	Snohomish Co	11/2/10	\$6,800	\$6,800	\$2,369				\$544					\$3,887		
WA	Thurston	Olympia	12/16/09	\$10,138	\$10,138	\$3,015				\$2,930					\$4,193		
WA	Thurston	Tumwater	11/2/10	\$12,407	\$8,316	\$1,083		\$4,091		\$3,727		\$203			\$3,304		
WA	Whatcom	Bellingham	11/2/10	\$22,753	\$9,291	\$1,951	\$5,825	\$7,637	\$678	\$4,808					\$1,854		
WV	Jefferson	Jefferson Co	11/1/10	\$13,070	\$13,070					\$752		\$698	\$262		\$11,358		
WI	Dane	Fitchburg	11/1/10	\$5,290	\$5,290					\$5,290							
WI	Jefferson	Oconomowoc	11/1/10	\$6,120	\$1,814	\$103	\$877	\$3,429		\$1,310		\$218	\$183				
WI	Ozaukee	Cedarburg	11/1/10	\$5,996	\$3,986		\$1,423	\$587		\$2,384	\$731		\$871				
WI	St Croix	Hudson	11/1/10	\$2,839	\$1,297		\$1,177	\$365	\$785		\$512						

Single-Family Unit (3-BR, 2,000 sf, on 10,000 sq. ft. lot at density of 4 UPA and value of \$200,000)																
Summary		Total	Non-Util	Roads	Water	Sewer	Drain	Parks	Library	Fire	Police	GenGov	Schools	Other		
	National Average	\$11,796	\$8,509	\$3,227	\$3,693	\$3,521	\$1,734	\$2,955	\$412	\$512	\$385	\$1,470	\$4,835	\$2,173		
	Sample Size	275	268	216	129	137	60	200	65	128	99	66	111	59		
	National Avg w/o CA	\$8,689	\$6,118	\$2,550	\$3,057	\$2,857	\$1,164	\$1,916	\$356	\$439	\$310	\$509	\$4,711	\$759		
	Sample Size w/o CA	238	231	179	108	112	37	169	55	112	84	46	94	43		
State Average Fees (sample size)																
AR	4	\$2,287	\$955	\$1,039	\$1,171	\$995	n/a	\$725	n/a	\$390	\$162	n/a	n/a	n/a		
AZ	30	\$11,691	\$6,372	\$2,630	\$4,005	\$3,646	\$648	\$2,385	\$426	\$634	\$467	\$616	n/a	\$739		
CA	37	\$31,779	\$23,441	\$6,499	\$6,964	\$6,491	\$2,651	\$8,622	\$719	\$1,022	\$802	\$3,681	\$5,518	\$5,975		
CO	17	\$10,662	\$6,759	\$2,691	\$7,188	\$2,670	\$1,294	\$3,560	\$706	\$644	\$356	\$548	\$1,291	\$1,601		
DE	1	\$9,321	\$1,157	n/a	n/a	\$8,164	n/a	\$328	\$138	\$517	\$62	\$112	n/a	n/a		
FL	60	\$10,277	\$8,960	\$3,601	\$1,952	\$2,597	\$104	\$1,332	\$222	\$343	\$288	\$416	\$5,286	\$257		
GA	10	\$2,016	\$1,556	\$857	\$2,000	\$2,600	n/a	\$621	\$72	\$263	\$86	n/a	n/a	\$1,336		
HI	1	\$1,836	\$1,836	\$1,836	n/a	n/a	n/a	n/a	n/a	n/a	n/a	n/a	n/a	n/a		
ID	2	\$8,273	\$4,423	\$2,164	\$2,095	\$5,604	n/a	\$1,738	n/a	\$515	\$250	n/a	n/a	\$28		
IL	3	\$2,398	\$2,398	\$1,286	n/a	n/a	n/a	\$3,435	n/a	n/a	n/a	n/a	\$1,187	n/a		
IN	2	\$4,398	\$3,198	\$2,095	n/a	\$2,400	n/a	\$1,103	n/a	n/a	n/a	n/a	n/a	n/a		
KS	3	\$6,498	\$4,165	\$3,503	\$3,300	\$3,700	\$957	\$477	n/a	n/a	n/a	n/a	n/a	\$75		
LA	2	\$2,959	\$1,884	\$1,080	n/a	\$2,150	\$1,609	n/a	n/a	n/a	n/a	n/a	n/a	n/a		
MD	10	\$11,484	\$8,925	\$2,733	\$3,521	\$5,006	n/a	\$817	\$759	\$800	\$98	n/a	\$7,813	\$350		
MO	2	\$876	\$876	\$876	n/a	n/a	n/a	n/a	n/a	n/a	n/a	n/a	n/a	n/a		
MT	1	\$11,117	\$4,255	\$3,432	\$3,625	\$3,237	n/a	n/a	n/a	\$823	n/a	n/a	n/a	n/a		
NC	5	\$6,127	\$2,892	\$1,199	\$1,716	\$1,898	n/a	\$738	n/a	n/a	n/a	n/a	\$2,883	n/a		
NE	1	\$4,685	\$2,800	\$2,466	\$1,261	\$624	n/a	\$334	n/a	n/a	n/a	n/a	n/a	n/a		
NH	4	\$4,111	\$4,111	\$1,767	n/a	n/a	n/a	\$880	n/a	\$190	n/a	n/a	\$2,791	n/a		
NM	8	\$7,292	\$4,856	\$2,932	\$2,457	\$1,600	\$3,030	\$1,747	n/a	\$477	\$231	n/a	n/a	\$163		
NV	5	\$5,604	\$4,772	\$2,151	n/a	\$2,081	n/a	\$2,034	n/a	\$1,780	n/a	n/a	\$900	\$126		
OH	3	\$6,585	\$2,907	\$3,964	\$5,650	\$5,385	n/a	\$1,125	n/a	\$325	\$184	\$366	n/a	n/a		
OK	1	\$1,347	\$647	\$647	n/a	\$700	n/a	n/a	n/a	n/a	n/a	n/a	n/a	n/a		
OR	11	\$14,149	\$8,579	\$3,573	\$3,365	\$3,436	\$839	\$5,095	n/a	n/a	n/a	n/a	\$2,000	\$508		
PA	1	\$2,220	\$2,220	\$2,220	n/a	\$1,711	\$1,610	\$1,000	n/a	n/a	n/a	n/a	n/a	\$250		
SC	3	\$6,537	\$2,557	\$1,347	\$2,200	\$3,770	n/a	\$548	\$468	\$368	\$69	n/a	n/a	\$244		
TN	6	\$5,021	\$4,083	\$1,617	\$843	\$1,973	n/a	\$637	n/a	\$213	\$282	n/a	\$1,400	\$2,071		
TX	8	\$3,532	\$1,585	\$1,333	\$1,583	\$708	n/a	\$1,629	n/a	n/a	n/a	n/a	n/a	n/a		
UT	10	\$6,617	\$4,263	\$1,436	\$1,806	\$1,820	\$1,030	\$2,386	n/a	\$267	\$207	n/a	n/a	\$360		
VA	2	\$11,989	\$1,603	\$1,603	\$5,792	\$5,396	n/a	n/a	n/a	n/a	n/a	n/a	n/a	n/a		
VT	2	\$8,271	\$8,271	\$325	n/a	n/a	n/a	\$1,083	\$822	\$398	\$80	n/a	\$6,214	n/a		
WA	15	\$10,546	\$6,807	\$1,889	\$4,207	\$4,405	\$999	\$2,244	n/a	\$634	\$161	\$126	\$3,606	n/a		
WV	1	\$13,070	\$13,070	n/a	n/a	n/a	n/a	\$752	n/a	\$698	\$262	n/a	\$11,358	n/a		
WI	4	\$5,061	\$3,097	\$103	\$1,159	\$1,460	\$785	\$2,995	\$622	\$218	\$527	n/a	n/a	n/a		

Multi-Family Unit (2 bedroom, 1,000 sq. ft. unit, density of 12 UPA; \$100,000 value; 7-2" meters (2 for irrigation) for 240 unit complex)															
State	County	Jurisdiction	Total	Non-Util	Roads	Water	Sewer	Drain	Parks	Library	Fire	Police	GenGov	Schools	Other
AR	Benton	Bentonville	\$1,122	\$938		\$116	\$68		\$568		\$370				
AR	Benton	Lowell	\$1,173	\$373			\$800				\$373				
AR	Faulkner	Conway	\$1,218	\$1,218	\$771				\$447						
AR	Washington	Fayetteville	\$1,623	\$312		\$693	\$618				\$150	\$162			
AZ	Cochise	Sierra Vista	\$3,345	\$3,345	\$1,021				\$1,304	\$400	\$287	\$333			
AZ	Gila	Sedona	\$7,859	\$7,859	\$1,362			\$251	\$5,752			\$268	\$226		
AZ	Maricopa	Avondale	\$7,308	\$5,167	\$1,137	\$1,225	\$916		\$1,970	\$273	\$785	\$271	\$731		
AZ	Maricopa	Buckeye	\$3,179	\$2,679	\$166	\$347	\$153		\$1,092	\$190	\$728	\$315	\$188		
AZ	Maricopa	Chandler	\$12,263	\$7,417	\$2,446	\$2,356	\$2,490		\$3,873	\$192	\$442	\$221	\$243		
AZ	Maricopa	Fountain Hills	\$4,588	\$4,588	\$765				\$2,192	\$163	\$99	\$441	\$928		
AZ	Maricopa	Gilbert	\$12,854	\$6,560	\$297	\$2,767	\$3,527		\$3,911		\$1,100	\$643	\$609		
AZ	Maricopa	Glendale	\$5,185	\$3,898	\$591	\$1,030	\$257		\$1,555	\$455	\$307	\$297	\$635		\$58
AZ	Maricopa	Goodyear	\$6,505	\$5,274	\$648	\$830	\$401		\$986	\$392	\$1,352	\$579	\$976		\$341
AZ	Maricopa	Mesa	\$5,291	\$2,510		\$1,265	\$1,516	\$195	\$802	\$332	\$230	\$388	\$377		\$186
AZ	Maricopa	Peoria	\$9,864	\$9,099	\$5,730	\$571	\$194		\$1,802	\$190	\$470	\$311	\$390		\$206
AZ	Maricopa	Phoenix	\$6,163	\$2,951	\$449	\$2,438	\$774		\$1,876	\$169	\$270	\$153	\$34		
AZ	Maricopa	Scottsdale	\$5,667	\$302		\$2,754	\$2,611	\$302							
AZ	Maricopa	Surprise	\$6,891	\$6,137	\$2,601	\$513	\$241		\$1,563	\$345	\$522	\$275	\$489		\$342
AZ	Maricopa	Tempe	\$1,185			\$711	\$475								
AZ	Mojave	Bullhead City	\$591			\$591									
AZ	Navajo	Show Low	\$3,785	\$1,458	\$874	\$180	\$2,147		\$441	\$143					
AZ	Pima	Pima County	\$6,053	\$5,201	\$3,701		\$852		\$1,500						
AZ	Pima	Marana	\$8,694	\$8,150	\$5,546	\$544			\$2,603						
AZ	Pima	Oro Valley	\$7,419	\$3,799	\$1,331	\$3,620			\$1,550	\$399		\$295	\$224		
AZ	Pima	Tucson	\$4,608	\$4,240	\$2,150	\$368			\$860		\$360	\$499	\$371		
AZ	Pinal	Apache Junction	\$7,349	\$7,190	\$4,440	\$107	\$52		\$1,555	\$622		\$254	\$319		
AZ	Pinal	Casa Grande	\$6,206	\$5,764	\$2,311		\$442				\$426	\$228	\$561		\$2,238
AZ	Pinal	Eloy	\$1,773	\$1,405		\$237	\$131		\$391	\$109		\$260	\$645		
AZ	Pinal	Florence	\$4,745	\$3,527	\$410	\$648	\$570		\$617	\$293	\$804	\$672	\$607		\$124
AZ	Pinal	Queen Creek	\$7,736	\$7,191	\$478		\$545		\$3,762	\$901	\$456	\$436	\$1,158		
AZ	Yavapai	Yavapai County	\$3,400	\$3,400	\$3,400										
AZ	Yavapai	Chino Valley	\$4,091	\$3,130	\$1,620	\$134	\$827		\$546	\$148	\$358	\$303	\$155		
AZ	Yavapai	Prescott	\$6,294	\$3,227	\$469	\$2,521	\$546		\$1,116	\$253	\$525	\$589	\$275		
AZ	Yuma	Yuma	\$6,351	\$4,446	\$1,512	\$809	\$1,096		\$1,395		\$193	\$442	\$306		\$598
CA	Alameda	Fremont	\$40,717	\$40,717	\$3,009				\$21,329		\$283		\$2,446		\$13,650
CA	Alameda	Hayward	\$21,476	\$13,683	\$960	\$1,336	\$6,457		\$9,653					\$2,620	\$450
CA	Alameda	Livermore	\$23,587	\$19,565	\$5,966	\$802	\$3,220	\$460	\$10,509					\$2,630	
CA	Alameda	San Leandro	\$21,418	\$18,358	\$1,163		\$3,060		\$12,433					\$3,520	\$1,242
CA	Contra Costa	Orinda	\$12,685	\$12,685	\$3,661			\$2,420	\$6,604						
CA	El Dorado	El Dorado Co	\$29,506	\$29,506	\$16,934				\$8,103		\$1,160			\$3,309	
CA	Fresno	Clovis	\$13,921	\$11,652	\$6,867	\$973	\$1,296		\$3,501		\$661	\$100			\$523
CA	Kern	Bakersfield	\$13,397	\$11,042	\$6,213		\$2,355		\$1,680					\$2,970	\$179
CA	Los Angeles	Lancaster	\$12,362	\$12,362	\$2,648			\$4,659	\$3,284		\$876		\$119	\$400	\$377
CA	Los Angeles	Long Beach	\$10,693	\$10,693	\$1,125				\$3,563		\$378	\$537		\$5,090	
CA	Monterey	Salinas	\$8,226	\$4,467	\$2,029		\$3,759	\$898	\$1,540						
CA	Napa	St. Helena	\$20,050	\$13,660	\$2,590	\$2,580	\$3,810	\$2,680				\$1,150	\$2,500	\$2,240	\$2,500
CA	Orange	Brea	\$6,696	\$3,527	\$2,756	\$3,169					\$731	\$40			
CA	Placer	Rocklin	\$10,941	\$10,941	\$4,598			\$116	\$2,368				\$3,859		
CA	Sacramento	Citrus Heights	\$5,360	\$4,118	\$1,313		\$1,242		\$665					\$2,140	
CA	Sacramento	Elk Grove	\$20,657	\$14,629	\$5,875	\$3,536	\$2,492	\$1,211	\$3,063	\$462	\$1,184	\$280	\$410		\$2,143

Multi-Family Unit (2 bedroom, 1,000 sq. ft. unit, density of 12 UPA; \$100,000 value; 7-2" meters (2 for irrigation) for 240 unit complex)																
State	County	Jurisdiction	Total	Non-Util	Roads	Water	Sewer	Drain	Parks	Library	Fire	Police	GenGov	Schools	Other	
CA	Sacramento	Sacramento	\$18,807	\$12,928	\$3,851	\$291	\$5,588		\$3,058					\$2,841	\$3,178	
CA	San Bernardino	Highland	\$16,117	\$16,117	\$8,580			\$359	\$3,583	\$883	\$259	\$356	\$2,097			
CA	San Bernardino	Redlands	\$9,608	\$9,608	\$1,747			\$343	\$3,151	\$538	\$700	\$1,270	\$1,859			
CA	San Bernardino	Rialto	\$10,706	\$6,543	\$1,958	\$793	\$3,370	\$769	\$2,116	\$52	\$413	\$988	\$247			
CA	San Diego	Carlsbad	\$19,044	\$17,183	\$1,940	\$1,344	\$517	\$416	\$5,025				\$3,500	\$3,150	\$3,152	
CA	San Diego	Escondido	\$21,830	\$12,039	\$2,591	\$4,166	\$5,625	\$428	\$4,129				\$4,533		\$358	
CA	San Diego	San Diego	\$17,339	\$9,512	\$1,902	\$3,703	\$4,124							\$2,630	\$4,980	
CA	San Joaquin	Lodi	\$23,568	\$16,062	\$3,898	\$1,568	\$5,938	\$1,643	\$6,946		\$745	\$834	\$1,997			
CA	San Joaquin	Ripon	\$39,068	\$31,110	\$6,155	\$6,131	\$1,827	\$848	\$8,940	\$398	\$1,696	\$1,344	\$3,017	\$3,850	\$4,862	
CA	San Luis Obispo	Paso Robles	\$25,497	\$18,596	\$5,675	\$1,866	\$5,035	\$954	\$4,034	\$971	\$742	\$83	\$3,507	\$2,630		
CA	San Luis Obispo	San Luis Obispo	\$24,176	\$7,935	\$2,935	\$13,079	\$3,162								\$5,000	
CA	Santa Barbara	Carpinteria	\$28,015	\$28,015	\$10,091			\$988	\$12,897				\$1,489	\$2,050	\$500	
CA	Santa Barbara	Santa Maria	\$17,398	\$11,249	\$4,511	\$2,731	\$3,418		\$5,379	\$412	\$411	\$368	\$168			
CA	Santa Clara	Gilroy	\$36,847	\$27,948	\$9,572	\$2,118	\$6,781	\$90					\$18,286			
CA	Santa Clara	Palo Alto	\$40,981	\$38,944	\$1,774	\$788	\$1,250		\$36,631	\$539						
CA	Santa Cruz	Santa Cruz Co	\$4,466	\$4,466	\$2,326			\$2,140								
CA	Santa Cruz	Scotts Valley	\$15,833	\$11,393	\$2,808		\$4,440	\$150	\$6,543	\$703		\$830	\$359			
CA	Shasta	Redding	\$10,319	\$7,558	\$3,309	\$1,607	\$1,153	\$438	\$3,115		\$696					
CA	Solano	Vacaville	\$31,702	\$21,656	\$5,421	\$2,987	\$7,059	\$1,738	\$2,894		\$105	\$595	\$418	\$2,050	\$8,435	
CA	Sonoma	Windsor	\$27,747	\$18,025	\$6,211	\$213	\$9,509	\$2,888	\$5,887				\$3,039			
CA	Yolo	Davis	\$14,873	\$14,873	\$4,942			\$85	\$4,486			\$757	\$1,823	\$2,780		
CO	Adams	Adams Co	\$983	\$983	\$983											
CO	Adams	Commerce City	\$1,191	\$1,191	\$726				\$327					\$138		
CO	Boulder	Boulder	\$19,003	\$9,650	\$1,528	\$7,434	\$1,919	\$2,340	\$3,165	\$354	\$265	\$228	\$330	\$1,210	\$230	
CO	Eagle	Eagle Co	\$3,893	\$3,893	\$3,034						\$859					
CO	Eagle	Basalt	\$2,910	\$750	\$750	\$2,160										
CO	El Paso	Colorado Springs	\$10,949	\$2,222		\$7,066	\$1,661	\$590	\$1,264					\$368		
CO	Fremont	Canon City	\$304	\$304							\$304					
CO	Jefferson	Jefferson Co	\$2,725	\$2,725	\$2,725											
CO	La Plata	Durango	\$9,726	\$2,624	\$2,029	\$5,582	\$1,520		\$300					\$295		
CO	Larimer	Larimer Co	\$2,923	\$2,923	\$2,104				\$819							
CO	Larimer	Loveland	\$17,918	\$13,612	\$1,699	\$2,416	\$1,890	\$250	\$5,898	\$1,132	\$678	\$881	\$968	\$946	\$1,160	
CO	Larimer	Ft. Collins	\$12,313	\$8,774	\$1,929	\$1,470	\$2,069	\$263	\$2,529	\$400	\$144	\$98	\$181	\$923	\$2,307	
CO	Mesa	Mesa Co	\$2,259	\$2,259	\$1,189				\$150					\$920		
CO	Pitkin	Pitkin Co	\$15,950	\$15,950	\$5,756				\$8,858					\$340	\$996	
CO	Weld	Weld Co	\$2,252	\$2,252	\$1,377			\$300						\$575		
CO	Weld	Windsor	\$8,714	\$6,995	\$1,550	\$1,234	\$485	\$467	\$4,978							
CO	Weld	Greeley	\$3,790	\$3,790	\$1,082			\$202	\$2,221		\$192	\$93				
DE	New Castle	New Castle Co	\$6,025	\$762			\$5,263		\$225	\$95	\$322	\$43	\$77			
FL	Alachua	Alachua Co	\$2,888	\$2,888	\$2,686				\$126		\$76					
FL	Brevard	Brevard Co	\$3,046	\$3,046						\$38	\$53			\$2,794	\$161	
FL	Brevard	Cocoa	\$3,849	\$3,049		\$800				\$38	\$34			\$2,794	\$183	
FL	Brevard	Melbourne	\$3,722	\$3,722					\$450	\$38	\$34		\$223	\$2,794	\$183	
FL	Brevard	Palm Bay	\$3,800	\$3,800					\$524	\$38	\$233	\$28		\$2,794	\$183	
FL	Brevard	Rockledge	\$3,049	\$3,049						\$38	\$34			\$2,794	\$183	
FL	Broward	Broward Co	\$4,090	\$4,090	\$275				\$628					\$3,187		
FL	Broward	Ft. Lauderdale	\$5,062	\$5,062					\$1,875					\$3,187		
FL	Charlotte	Charlotte Co	\$2,507	\$2,507	\$1,401				\$519	\$103	\$132	\$60	\$292			
FL	Citrus	Citrus Co	\$4,767	\$4,767					\$473	\$173	\$339	\$178	\$497	\$3,107		

Multi-Family Unit (2 bedroom, 1,000 sq. ft. unit, density of 12 UPA; \$100,000 value; 7-2" meters (2 for irrigation) for 240 unit complex)																
State	County	Jurisdiction	Total	Non-Util	Roads	Water	Sewer	Drain	Parks	Library	Fire	Police	GenGov	Schools	Other	
FL	Clay	Clay Co	\$3,236	\$3,236										\$3,236		
FL	Collier	Collier Co	\$15,493	\$10,756	\$5,239		\$2,395	\$2,342		\$1,822	\$424	\$669	\$194	\$483	\$1,672	\$254
FL	Columbia	Columbia Co														
FL	Dade	Miami/Dade Co	\$5,461	\$5,461	\$1,403				\$1,659		\$377	\$492			\$1,530	
FL	Dade	Miami	\$4,702	\$4,702					\$3,959		\$409	\$95	\$239			
FL	DeSoto	DeSoto Co														
FL	Flagler	Flagler Co	\$2,600	\$2,600	\$1,400				\$269						\$931	
FL	Flagler	Palm Coast	\$5,435	\$4,455	\$2,064	\$567	\$413		\$1,264		\$196				\$931	
FL	Gilchrist	Gilchrist Co	\$3,500	\$3,500	\$1,750									\$1,000	\$750	
FL	Glades	Glades Co														
FL	Hardee	Hardee Co														
FL	Hendry	Hendry Co														
FL	Hernando	Hernando Co	\$3,601	\$3,601	\$1,270				\$87	\$73	\$86	\$78	\$149		\$1,858	
FL	Highlands	Highlands Co														
FL	Hillsborough	Hillsborough Co	\$6,249	\$4,094	\$1,022	\$825	\$1,330		\$230		\$49				\$2,793	
FL	Hillsborough	Plant City	\$8,202	\$5,834	\$1,290	\$184	\$2,184		\$503	\$486	\$308	\$454			\$2,793	
FL	Hillsborough	Tampa	\$3,608	\$3,608	\$815										\$2,793	
FL	Indian River	Indian River Co	\$4,057	\$4,057	\$2,428				\$844	\$285					\$500	
FL	Lake	Lake Co	\$6,250	\$6,250					\$171	\$146	\$244				\$5,689	
FL	Lake	Eustis	\$9,453	\$6,531		\$708	\$2,214		\$428	\$210	\$105	\$99			\$5,689	
FL	Lee	Lee Co	\$9,606	\$9,606	\$6,297				\$1,109		\$576				\$1,624	
FL	Lee	Bonita Springs	\$8,445	\$8,445	\$5,759				\$539		\$523				\$1,624	
FL	Lee	Cape Coral	\$7,373	\$6,293	\$2,347	\$784	\$296		\$1,115		\$610	\$597			\$1,624	
FL	Lee	Ft. Myers	\$11,795	\$8,376	\$6,297	\$1,734	\$1,685				\$455				\$1,624	
FL	Levy	Levy Co	\$911	\$911	\$734				\$124		\$53					
FL	Manatee	Manatee Co	\$3,848	\$3,848	\$2,634				\$592		\$111	\$511				
FL	Marion	Marion Co	\$2,407	\$2,407							\$241				\$2,166	
FL	Martin	Martin Co	\$13,502	\$13,502	\$4,047				\$2,856	\$495	\$342	\$407			\$5,355	
FL	Monroe	Monroe Co	\$1,331	\$1,331	\$430				\$340	\$242	\$105	\$150				\$64
FL	Nassau	Nassau Co	\$3,726	\$3,726											\$3,726	
FL	Okaloosa	Destin	\$1,479	\$1,479	\$1,016				\$335	\$112		\$16				
FL	Orange	Orange Co.	\$11,273	\$11,273	\$2,681				\$1,003		\$195	\$66			\$7,328	
FL	Orange	Ocoee	\$18,261	\$12,774	\$2,749	\$1,384	\$4,103		\$1,560		\$636	\$501			\$7,328	
FL	Orange	Orlando	\$11,474	\$9,546	\$2,098		\$1,928				\$120				\$7,328	
FL	Orange	Winter Garden	\$13,182	\$10,396	\$2,470	\$1,091	\$1,695		\$598						\$7,328	
FL	Osceola	Osceola Co	\$11,685	\$11,685	\$4,126				\$679		\$165				\$6,715	
FL	Palm Beach	Palm Beach Co	\$7,614	\$7,614	\$3,375				\$1,778	\$123	\$248	\$46	\$113		\$1,931	
FL	Palm Beach	Palm Beach Gardens	\$10,733	\$10,733	\$4,629				\$2,901	\$148	\$462	\$549	\$113		\$1,931	
FL	Pasco	Pasco Co	\$12,918	\$10,804	\$7,564	\$769	\$1,345		\$627	\$97	\$420				\$1,855	\$241
FL	Pinellas	Pinellas Co	\$1,596	\$1,420	\$1,420	\$176										
FL	Polk	Polk Co	\$1,571	\$1,571											\$1,571	
FL	Polk	Lakeland	\$6,663	\$6,663	\$2,261				\$2,123		\$263	\$445			\$1,571	
FL	Putnam	Putnam Co														
FL	Santa Rosa	Santa Rosa Co														
FL	St Johns	St. Johns Co	\$7,276	\$7,276	\$3,262				\$663		\$441	\$165	\$332		\$2,413	
FL	St Lucie	St. Lucie Co	\$6,900	\$6,900	\$2,469				\$872	\$133	\$106	\$174	\$213		\$2,933	
FL	Sarasota	Sarasota Co	\$11,577	\$8,251	\$4,417	\$1,904	\$1,422		\$1,794	\$291	\$259	\$149	\$259		\$474	\$608
FL	Sarasota	North Port	\$7,055	\$7,055	\$4,551				\$933	\$291	\$454	\$150	\$154		\$474	\$48
FL	Seminole	Seminole Co	\$3,011	\$3,011	\$685					\$54	\$172				\$2,100	

Multi-Family Unit (2 bedroom, 1,000 sq. ft. unit, density of 12 UPA; \$100,000 value; 7-2" meters (2 for irrigation) for 240 unit complex)																
State	County	Jurisdiction	Total	Non-Util	Roads	Water	Sewer	Drain	Parks	Library	Fire	Police	GenGov	Schools	Other	
FL	Seminole	Altamonte Springs	\$3,391	\$3,391	\$692				\$168	\$91	\$172	\$168		\$2,100		
FL	Seminole	Winter Springs	\$6,979	\$6,979	\$2,224				\$1,200		\$700	\$356	\$400	\$2,100		
FL	Sumter	Sumter Co	\$2,176	\$2,176	\$1,779						\$397					
FL	Volusia	Volusia Co	\$8,439	\$8,439	\$1,506				\$582		\$287			\$6,065		
FL	Volusia	Daytona Beach	\$9,564	\$9,564	\$1,713				\$993		\$137	\$232	\$424	\$6,065		
FL	Volusia	Deland	\$9,644	\$8,631	\$1,506	\$510	\$504		\$820		\$79	\$49	\$112	\$6,065		
FL	Volusia	Deltona	\$11,701	\$7,857	\$774	\$1,143	\$2,701		\$839		\$116	\$63		\$6,065		
FL	Volusia	Ormond Beach	\$9,550	\$8,654	\$1,647	\$333	\$563	\$33	\$909					\$6,065		
FL	Volusia	Port Orange	\$15,556	\$9,856	\$2,171	\$4,225	\$1,475		\$1,350		\$270			\$6,065		
GA	Cherokee	Canton	\$1,673	\$1,673	\$906				\$527		\$193	\$47				
GA	Cherokee	Cherokee Co	\$178	\$178	\$41				\$28	\$28	\$54	\$26				
GA	Effingham	Effingham Co	\$4,057	\$1,019	\$681	\$1,322	\$1,716		\$211			\$127				
GA	Forsyth	Forsyth Co	\$515	\$515					\$343	\$58	\$114					
GA	Fulton	Alpharetta	\$1,722	\$1,722	\$1,123				\$396		\$203					
GA	Fulton	Atlanta	\$857	\$857	\$470				\$285		\$79	\$23				
GA	Fulton	Roswell	\$1,775	\$1,775	\$110				\$1,303		\$362					
GA	Hall	Hall Co	\$1,242	\$1,242											\$1,242	
GA	Henry	Henry Co	\$1,662	\$1,662											\$1,662	
GA	Henry	McDonough	\$1,105	\$1,105											\$1,105	
HI	Honolulu	Honolulu	\$1,245	\$1,245	\$1,245											
ID	Ada	Boise	\$3,986	\$3,986	\$2,121				\$1,199		\$515	\$151				
ID	Kootenai	Post Falls	\$7,356	\$2,616	\$612	\$328	\$4,412		\$1,697			\$279			\$28	
IL	DeKalb	DeKalb (city)	\$2,108	\$2,108					\$1,907					\$201		
IL	DuPage	DuPage County	\$564	\$564	\$564											
IL	Kane	Kane County	\$1,196	\$1,196	\$1,196											
IN	Hamilton	Fishers	\$4,269	\$2,589	\$1,572		\$1,680		\$1,017							
IN	Hamilton	Noblesville	\$2,310	\$2,310	\$1,344				\$966							
KS	Johnson	Lenexa	\$2,226	\$2,226	\$1,022				\$696	\$433					\$75	
KS	Johnson	Olathe	\$6,004	\$1,344	\$824	\$2,200	\$2,460		\$520							
KS	Johnson	Overland Park	\$780	\$780	\$780											
LA	E Baton Rouge	Baton Rouge	\$1,670	\$485	\$485		\$1,185									
LA	St Tammany	St Tammany Parish	\$1,487	\$1,487	\$902			\$585								
MD	Anne Arundel	Anne Arundel Co	\$4,506	\$4,506	\$1,148							\$77		\$3,281		
MD	Calvert	Calvert Co	\$7,750	\$7,750	\$3,500				\$1,300					\$2,600	\$350	
MD	Carroll	Carroll Co	\$2,787	\$2,787					\$530					\$2,257		
MD	Charles	Charles Co	\$10,547	\$8,730		\$861	\$956							\$8,730		
MD	Frederick	Frederick Co	\$5,426	\$2,845		\$1,077	\$1,504			\$477				\$2,368		
MD	Harford	Harford Co	\$1,200	\$1,200										\$1,200		
MD	Howard	Howard Co	\$990	\$990	\$990											
MD	Montgomery	Montgomery Co	\$10,577	\$8,541	\$3,986	\$896	\$1,140							\$4,555		
MD	Queen Anne's	Queen Anne's Co	\$4,250	\$4,250					\$380		\$400			\$3,470		
MD	St. Mary's	St. Mary's Co	\$4,500	\$4,500	\$450				\$675					\$3,375		
MO	Clay/Jackson	Kansas City	\$435	\$435	\$435											
MO	Jackson	Lee's Summit	\$639	\$639	\$639											
MT	Gallatin	Bozeman	\$4,187	\$2,816	\$2,124	\$837	\$534				\$692					

Multi-Family Unit (2 bedroom, 1,000 sq. ft. unit, density of 12 UPA; \$100,000 value; 7-2" meters (2 for irrigation) for 240 unit complex)															
State	County	Jurisdiction	Total	Non-Util	Roads	Water	Sewer	Drain	Parks	Library	Fire	Police	GenGov	Schools	Other
NC	Chatham	Chatham Co.	\$1,417	\$950		\$467								\$950	
NC	Durham	Durham	\$2,260	\$1,956	\$288	\$152	\$152		\$513					\$1,155	
NC	Orange	Orange Co.	\$5,423	\$1,162		\$1,278	\$2,983							\$1,162	
NC	Wake	Cary	\$4,241	\$762	\$762	\$1,164	\$2,315								
NC	Wake	Raleigh	\$2,180	\$1,668	\$925	\$256	\$256		\$743						
NE	Lancaster	Lincoln	\$1,966	\$1,701	\$1,501	\$196	\$69		\$200						
NH	Hillsborough	Manchester	\$1,315	\$1,315							\$146			\$1,169	
NH	Merrimack	Concord	\$2,614	\$2,614	\$1,214				\$559					\$841	
NH	Rockingham	Salem	\$2,923	\$2,923											
NH	Rockingham	Fremont	\$2,438	\$2,438										\$2,438	
NM	Bernalillo	Albuquerque	\$4,176	\$3,582	\$1,520	\$387	\$207	\$645	\$1,210			\$207			
NM	Bernalillo	Bernalillo Co	\$5,951	\$5,951	\$2,298			\$1,043	\$1,790		\$620				\$200
NM	Dona Ana	Las Cruces	\$1,265	\$800		\$356	\$109		\$800						
NM	Lincoln	Ruidoso	\$1,239			\$896	\$343								
NM	Sandoval	Rio Rancho	\$5,303	\$4,158	\$1,887	\$762	\$383	\$1,191	\$832		\$225				\$23
NM	Santa Fe	Santa Fe	\$3,570	\$2,674	\$1,554	\$335	\$561		\$971		\$110	\$39			
NM	Santa Fe	Santa Fe County	\$275	\$275							\$275				
NM	Valencia	Los Lunas	\$2,373	\$1,963		\$189	\$221		\$1,963						
NV	Churchill	Churchill County	\$4,200	\$4,200	\$2,300				\$1,000					\$900	
NV	Clark	Las Vegas	\$3,221	\$1,234	\$828		\$1,987		\$360						\$46
NV	Clark	Mesquite	\$3,277	\$1,953	\$907		\$1,324		\$1,000						\$46
NV	Placer	Truckee	\$7,442	\$7,442	\$1,499				\$4,763		\$1,180				
NV	Washoe	Reno	\$3,845	\$3,845	\$2,845				\$1,000						
OH	Butler	Middletown	\$500	\$500					\$500						
OH	Delaware	Delaware (city)	\$3,511	\$1,295		\$1,318	\$898		\$767		\$197	\$101	\$230		
OH	Warren	Hamilton Township	\$4,005	\$4,005	\$2,782				\$921		\$187	\$115			
OK	Cleveland	Moore	\$1,347	\$647	\$647		\$700								
OR	Clackamas	Clackamas Co.	\$11,561	\$10,413	\$3,847	\$48	\$1,100		\$5,566					\$1,000	
OR	Clackamas	West Linn	\$14,028	\$10,766	\$3,797	\$1,672	\$1,590	\$497	\$6,160						\$312
OR	Deschutes	Bend	\$12,320	\$6,432	\$2,760	\$3,616	\$2,272		\$3,672						
OR	Josephine	Grants Pass	\$9,746	\$6,568	\$3,925	\$1,607	\$1,571	\$398	\$2,245						
OR	Lane	Eugene	\$5,779	\$3,855	\$994		\$1,924	\$372	\$2,489						
OR	Lane	Springfield	\$3,400	\$2,327	\$1,579		\$1,073	\$748							
OR	Marion	Salem	\$4,577	\$3,505	\$1,274	\$705	\$367	\$294	\$1,937						
OR	Marion	Silverton	\$8,458	\$7,315	\$2,689	\$642	\$501	\$1,462	\$3,164						
OR	Multnomah	Portland	\$11,063	\$7,397	\$1,836	\$395	\$3,271	\$308	\$5,253						
OR	Washington	Tigard	\$6,834	\$6,274	\$2,407	\$560			\$3,867						
OR	Washington	Washington Co	\$4,936	\$2,696	\$2,196		\$2,240	\$500							
PA	Montgomery	Towamencin Twp	\$1,362	\$1,362	\$1,362		\$1,425	\$583	\$1,000						\$250
SC	Beaufort	Beaufort Co	\$2,340	\$2,340	\$792				\$659	\$468	\$421				
SC	Beaufort	Hilton Head	\$7,827	\$2,387	\$1,292	\$2,400	\$3,040		\$627	\$468					
SC	Berkeley	Mt. Pleasant	\$2,599	\$1,382	\$664	\$467	\$750		\$358		\$231	\$69			\$60

Multi-Family Unit (2 bedroom, 1,000 sq. ft. unit, density of 12 UPA; \$100,000 value; 7-2" meters (2 for irrigation) for 240 unit complex)															
State	County	Jurisdiction	Total	Non-Util	Roads	Water	Sewer	Drain	Parks	Library	Fire	Police	GenGov	Schools	Other
TN	Rutherford	La Vergne	\$4,751	\$2,289	\$543	\$587	\$1,875		\$246						\$1,500
TN	Rutherford	Smyrna	\$3,197	\$3,197	\$1,058				\$458		\$181				\$1,500
TN	Sumner	Portland	\$1,931	\$1,931					\$907					\$700	\$324
TN	Sumner	White House	\$1,492	\$1,492	\$258				\$245		\$115	\$174		\$700	
TN	Williamson	Franklin	\$5,621	\$2,997	\$1,537	\$948	\$1,676								\$1,460
TN	Williamson	Nolensville	\$4,043	\$4,043	\$2,043										\$2,000
TX	Brazos	College Station	\$2,492	\$1,646		\$578	\$269		\$1,646						
TX	Collin	Allen	\$763	\$400	\$400	\$280	\$83								
TX	Collin	McKinney	\$873	\$598	\$598	\$252	\$23								
TX	Denton	Denton	\$1,151			\$863	\$288								
TX	Tarrant	Arlington	\$2,066	\$1,907	\$670	\$107	\$52		\$1,237						
TX	Tarrant	Colleyville	\$2,030	\$1,342	\$1,342	\$581	\$107								
TX	Tarrant	Ft. Worth	\$1,461		\$1,228	\$202	\$31								
TX	Williamson	Georgetown	\$794			\$517	\$277								
UT	Cache	Logan	\$1,202	\$986	\$461	\$60	\$156	\$37			\$100	\$28			\$360
UT	Davis	Layton	\$6,781	\$6,532	\$1,508	\$249		\$3,252	\$1,381		\$391				
UT	Salt Lake	Draper	\$6,085	\$5,003	\$1,202	\$1,082		\$1,161	\$2,463		\$107	\$70			
UT	Salt Lake	Salt Lake City	\$1,468	\$1,468					\$618		\$440	\$410			
UT	Salt Lake	Sandy City	\$2,848	\$2,362		\$357	\$129	\$378	\$1,854		\$92	\$38			
UT	Salt Lake	West Jordan City	\$8,230	\$3,612	\$1,523	\$2,688	\$1,930	\$509	\$1,301		\$196	\$83			
UT	Salt Lake	West Valley City	\$2,181	\$2,181	\$514			\$181	\$1,379		\$62	\$45			
UT	Tooele	Tooele	\$3,361	\$1,456		\$1,523	\$382		\$1,250			\$206			
UT	Utah	Payson	\$2,798	\$2,405		\$151	\$242		\$2,000			\$405			
UT	Utah	Provo	\$4,381	\$3,999	\$657	\$177	\$205	\$556	\$2,786						
VA	Loudoun	Leesburg	\$9,596			\$3,744	\$5,852								
VA	Stafford	Stafford Co	\$3,588	\$1,395	\$1,395	\$1,610	\$583								
VT	Chittenden	Burlington	\$2,343	\$2,343	\$173				\$663	\$411	\$199	\$40		\$857	
VT	Chittenden	Williston	\$4,412	\$4,412	\$186				\$667					\$3,559	
WA	Clark	Vancouver	\$6,345	\$5,658	\$1,249	\$687			\$1,523					\$2,887	
WA	Cowlitz	Woodland	\$3,432	\$2,907		\$280	\$245		\$831		\$1,426			\$650	
WA	King	King Co	\$2,927	\$2,927	\$1,027									\$1,900	
WA	King	Bellevue	\$218	\$218	\$218										
WA	King	Bothell	\$3,630	\$2,856	\$2,094	\$512	\$262		\$762						
WA	King	Issaquah	\$6,212	\$6,212	\$950				\$4,161		\$899	\$134	\$68		
WA	King	Kirkland	\$9,029	\$4,942	\$2,242	\$2,131	\$1,956	\$185	\$2,515						
WA	Kitsap	Kitsap Co	\$1,336	\$1,336	\$402				\$281					\$653	
WA	Pierce	Pierce Co	\$2,811	\$2,811	\$1,046				\$180					\$1,585	
WA	Skagit	Anacortes	\$6,131	\$2,712	\$900	\$2,236	\$1,183	\$1,197	\$615						
WA	Skagit	Burlington	\$10,261	\$7,758	\$1,126		\$2,503	\$221	\$625		\$254			\$5,532	
WA	Snohomish	Snohomish Co	\$4,654	\$4,654	\$1,663				\$376					\$2,615	
WA	Thurston	Olympia	\$5,498	\$5,498	\$1,957				\$1,771					\$1,770	
WA	Thurston	Tumwater	\$5,668	\$4,986	\$703		\$682		\$2,413		\$101			\$1,769	
WA	Whatcom	Bellingham	\$8,358	\$6,328	\$1,198	\$757	\$1,273	\$452	\$3,524					\$1,154	
WV	Jefferson	Jefferson Co	\$7,594	\$7,594					\$566		\$525	\$197		\$6,306	
WI	Dane	Fitchburg	\$4,870	\$4,870					\$4,870						
WI	Jefferson	Oconomowoc	\$2,438	\$1,661	\$103	\$205	\$572		\$1,310		\$133	\$115			
WI	Ozaukee	Cedarburg	\$4,104	\$2,337		\$1,423	\$344		\$1,398	\$428		\$511			
WI	St Croix	Hudson	\$1,928	\$622		\$941	\$365	\$366		\$256					

Multi-Family Unit (2 bedroom, 1,000 sq. ft. unit, density of 12 UPA; \$100,000 value; 7-2" meters (2 for irrigation) for 240 unit complex)																
Summary	Total	Non-Util	Roads	Water	Sewer	Drain	Parks	Library	Fire	Police	GenGov	Schools	Other			
National Average	\$6,985	\$5,617	\$2,179	\$1,420	\$1,685	\$829	\$2,254	\$307	\$381	\$303	\$1,132	\$2,684	\$1,315			
Sample Size	275	268	215	129	138	60	199	64	127	98	65	109	57			
National Avg w/o CA	\$5,022	\$4,035	\$1,734	\$1,179	\$1,204	\$622	\$1,437	\$267	\$336	\$243	\$397	\$2,670	\$572			
Sample Size w/o CA	238	231	178	108	113	37	168	55	111	83	45	92	41			
State Average Fees																
AR	\$1,284	\$710	\$771	\$405	\$495	n/a	\$508	n/a	\$298	\$162	n/a	n/a	n/a			
AZ	\$5,908	\$4,640	\$1,818	\$1,155	\$944	\$249	\$1,801	\$314	\$511	\$368	\$475	n/a	\$512			
CA	\$19,612	\$15,496	\$4,322	\$2,656	\$3,859	\$1,162	\$6,681	\$551	\$690	\$635	\$2,784	\$2,759	\$3,221			
CO	\$6,930	\$4,759	\$1,897	\$3,909	\$1,591	\$630	\$2,774	\$629	\$407	\$325	\$514	\$643	\$1,173			
DE	\$6,025	\$762	n/a	n/a	\$5,263	n/a	\$225	\$95	\$322	\$43	\$77	n/a	n/a			
FL	\$6,714	\$5,952	\$2,508	\$1,149	\$1,637	\$33	\$983	\$174	\$266	\$231	\$313	\$3,259	\$211			
GA	\$1,479	\$1,175	\$555	\$1,322	\$1,716	n/a	\$442	\$43	\$167	\$56	n/a	n/a	\$1,336			
HI	\$1,245	\$1,245	\$1,245	n/a	n/a	n/a	n/a	n/a	n/a	n/a	n/a	n/a	n/a			
ID	\$5,671	\$3,301	\$1,367	\$328	\$4,412	n/a	\$1,448	n/a	\$515	\$215	n/a	n/a	\$28			
IL	\$1,289	\$1,289	\$880	n/a	n/a	n/a	\$1,907	n/a	n/a	n/a	n/a	\$201	n/a			
IN	\$3,289	\$2,449	\$1,458	n/a	\$1,680	n/a	\$992	n/a	n/a	n/a	n/a	n/a	n/a			
KS	\$3,003	\$1,450	\$875	\$2,200	\$2,460	\$696	\$477	n/a	n/a	n/a	n/a	n/a	\$75			
LA	\$1,579	\$986	\$694	n/a	\$1,185	\$585	n/a	n/a	n/a	n/a	n/a	n/a	n/a			
MD	\$5,253	\$4,610	\$2,015	\$945	\$1,200	n/a	\$721	\$477	\$400	\$77	n/a	\$3,537	\$350			
MO	\$537	\$537	\$537	n/a	n/a	n/a	n/a	n/a	n/a	n/a	n/a	n/a	n/a			
MT	\$4,187	\$2,816	\$2,124	\$837	\$534	n/a	n/a	n/a	\$692	n/a	n/a	n/a	n/a			
NC	\$3,104	\$1,300	\$658	\$663	\$1,427	n/a	\$628	n/a	n/a	n/a	n/a	\$1,089	n/a			
NE	\$1,966	\$1,701	\$1,501	\$196	\$69	n/a	\$200	n/a	n/a	n/a	n/a	n/a	n/a			
NH	\$2,323	\$2,323	\$1,214	n/a	n/a	n/a	\$559	n/a	\$146	n/a	n/a	\$1,483	n/a			
NM	\$3,019	\$2,772	\$1,815	\$488	\$304	\$960	\$1,261	n/a	\$308	\$123	n/a	n/a	\$112			
NV	\$4,397	\$3,735	\$1,676	n/a	\$1,656	n/a	\$1,625	n/a	\$1,180	n/a	n/a	\$900	\$46			
OH	\$2,672	\$1,933	\$2,782	\$1,318	\$898	n/a	\$729	n/a	\$192	\$108	\$230	n/a	n/a			
OK	\$1,347	\$647	\$647	n/a	\$700	n/a	n/a	n/a	n/a	n/a	n/a	n/a	n/a			
OR	\$8,428	\$6,141	\$2,482	\$1,156	\$1,591	\$572	\$3,817	n/a	n/a	n/a	n/a	\$1,000	\$312			
PA	\$1,362	\$1,362	\$1,362	n/a	\$1,425	\$583	\$1,000	n/a	n/a	n/a	n/a	n/a	\$250			
SC	\$4,255	\$2,036	\$916	\$1,434	\$1,895	n/a	\$548	\$468	\$326	\$69	n/a	n/a	\$60			
TN	\$3,506	\$2,658	\$1,088	\$768	\$1,776	n/a	\$464	n/a	\$148	\$174	n/a	\$700	\$1,357			
TX	\$1,454	\$1,179	\$848	\$422	\$141	n/a	\$1,442	n/a	n/a	n/a	n/a	n/a	n/a			
UT	\$3,933	\$3,000	\$977	\$786	\$507	\$868	\$1,670	n/a	\$198	\$161	n/a	n/a	\$360			
VA	\$6,592	\$1,395	\$1,395	\$2,677	\$3,218	n/a	n/a	n/a	n/a	n/a	n/a	n/a	n/a			
VT	\$3,378	\$3,378	\$180	n/a	n/a	n/a	\$665	\$411	\$199	\$40	n/a	\$2,208	n/a			
WA	\$5,101	\$4,120	\$1,198	\$1,100	\$1,158	\$514	\$1,506	n/a	\$670	\$134	\$68	\$2,051	n/a			
WV	\$7,594	\$7,594	n/a	n/a	n/a	n/a	\$566	n/a	\$525	\$197	n/a	\$6,306	n/a			
WI	\$3,335	\$2,373	\$103	\$856	\$427	\$366	\$2,526	\$342	\$133	\$313	n/a	n/a	n/a			

Retail per 1,000 sq. ft. (100,001 sq. ft. shopping center; 0.15 FAR; 3" meter)															
State	County	Jurisdiction	Total	Non-Util	Roads	Water	Sewer	Drain	Parks	Library	Fire	Police	GenGov	Schools	Other
AR	Benton	Bentonville	\$528	\$180		\$191	\$156				\$180				
AR	Benton	Lowell	\$504	\$455			\$49				\$455				
AR	Faulkner	Conway	\$1,915	\$1,915	\$1,915										
AR	Washington	Fayetteville	\$975	\$681		\$156	\$138				\$293	\$388			
AZ	Cochise	Sierra Vista	\$3,130	\$3,130	\$2,670						\$230	\$230			
AZ	Gila	Sedona	\$8,197	\$8,197	\$6,910			\$517				\$500	\$270		
AZ	Maricopa	Avondale	\$8,091	\$6,934	\$3,960	\$562	\$595				\$723	\$1,380	\$871		
AZ	Maricopa	Buckeye	\$4,741	\$4,354	\$1,314	\$240	\$148				\$731	\$2,126	\$183		
AZ	Maricopa	Chandler	\$10,731	\$8,880	\$7,390	\$981	\$870				\$720	\$370	\$400		
AZ	Maricopa	Fountain Hills	\$3,000	\$3,000	\$2,081						\$62	\$276	\$581		
AZ	Maricopa	Gilbert	\$4,863	\$2,900	\$1,593	\$1,024	\$939				\$586	\$343	\$378		
AZ	Maricopa	Glendale	\$6,754	\$5,765	\$4,131	\$733	\$256				\$303	\$578	\$682		\$71
AZ	Maricopa	Goodyear	\$6,078	\$5,000	\$2,620	\$643	\$435				\$690	\$620	\$780		\$290
AZ	Maricopa	Mesa	\$1,878	\$1,097		\$355	\$425	\$238			\$215	\$318	\$326		
AZ	Maricopa	Peoria	\$20,696	\$20,122	\$18,490	\$390	\$184				\$654	\$434	\$544		
AZ	Maricopa	Phoenix	\$2,535	\$1,349	\$993	\$857	\$329				\$96	\$189	\$71		
AZ	Maricopa	Scottsdale	\$2,206	\$555		\$1,032	\$619	\$555							
AZ	Maricopa	Surprise	\$10,873	\$10,283	\$7,674	\$356	\$234				\$693	\$501	\$556		\$859
AZ	Maricopa	Tempe	\$825			\$426	\$399								
AZ	Mojave	Bullhead City	\$114			\$114									
AZ	Navajo	Show Low	\$1,213	\$464	\$609	\$140	\$464								
AZ	Pima	Pima County	\$2,826	\$2,008	\$2,008		\$818								
AZ	Pima	Marana	\$347			\$347									
AZ	Pima	Oro Valley	\$5,405	\$3,689	\$3,436	\$1,716						\$119	\$134		
AZ	Pima	Tucson	\$5,761	\$5,509	\$4,282	\$252					\$269	\$699	\$259		
AZ	Pinal	Apache Junction	\$15,537	\$15,070	\$13,220	\$147	\$320					\$1,740	\$110		
AZ	Pinal	Casa Grande	\$9,893	\$9,465	\$6,877		\$428				\$488	\$431	\$654		\$1,015
AZ	Pinal	Eloy	\$1,296	\$972		\$183	\$141					\$375	\$597		
AZ	Pinal	Florence	\$5,147	\$4,354	\$2,618	\$356	\$438		\$167	\$60	\$644	\$175	\$159		\$531
AZ	Pinal	Queen Creek	\$6,249	\$5,721	\$3,529		\$528				\$869	\$180	\$1,143		
AZ	Yavapai	Yavapai County													
AZ	Yavapai	Chino Valley	\$2,811	\$1,350	\$940	\$84	\$1,377				\$180	\$160	\$70		
AZ	Yavapai	Prescott	\$2,721	\$469	\$469	\$1,728	\$524								
AZ	Yuma	Yuma	\$6,687	\$5,027	\$3,367	\$607	\$1,052				\$182	\$1,115	\$308		\$55
CA	Alameda	Fremont	\$9,769	\$9,769	\$8,700						\$146		\$923		
CA	Alameda	Hayward	\$6,397	\$6,397	\$3,960	\$916	\$1,161							\$360	
CA	Alameda	Livermore	\$29,817	\$29,817	\$20,197	\$550	\$5,573	\$460	\$1,737					\$420	\$880
CA	Alameda	San Leandro	\$4,786	\$4,786	\$3,610		\$586							\$470	\$120
CA	Contra Costa	Orinda	\$4,890	\$4,890	\$2,470			\$2,420							
CA	El Dorado	El Dorado Co	\$11,771	\$11,771	\$10,191						\$1,160			\$420	
CA	Fresno	Clovis	\$17,360	\$15,449	\$12,611	\$667	\$1,244		\$1,590		\$625	\$100			\$523
CA	Kern	Bakersfield	\$8,923	\$8,331	\$7,643		\$592							\$360	\$328
CA	Los Angeles	Lancaster	\$3,443	\$3,443	\$1,760			\$760			\$876		\$47		
CA	Los Angeles	Long Beach	\$4,129	\$4,129	\$3,000						\$267	\$442		\$420	
CA	Monterey	Salinas	\$17,402	\$13,840	\$12,968		\$3,561	\$872							
CA	Napa	St. Helena	\$64,050	\$44,410	\$33,880	\$9,820	\$9,820	\$2,680				\$1,150	\$1,550	\$360	\$4,790
CA	Orange	Brea	\$9,859	\$7,686	\$7,440	\$2,173					\$191	\$55			
CA	Placer	Rocklin	\$12,450	\$12,450	\$10,943			\$106					\$1,400		
CA	Sacramento	Citrus Heights	\$6,932	\$5,740	\$4,450		\$1,192		\$180					\$340	\$770
CA	Sacramento	Elk Grove	\$19,307	\$15,442	\$9,216	\$377	\$3,488	\$2,986	\$840		\$1,400	\$80	\$120		\$800

Retail per 1,000 sq. ft. (100,000 sq. ft. shopping center; 0.15 FAR; 3" meter)																
State	County	Jurisdiction	Total	Non-Util	Roads	Water	Sewer	Drain	Parks	Library	Fire	Police	GenGov	Schools	Other	
CA	Sacramento	Sacramento	\$16,766	\$15,294	\$7,014	\$280	\$1,192		\$360					\$394	\$7,526	
CA	San Bernardino	Highland	\$12,819	\$12,819	\$12,074			\$186			\$195	\$129	\$235			
CA	San Bernardino	Redlands	\$12,714	\$12,714	\$11,164			\$170		\$110	\$500	\$310	\$460			
CA	San Bernardino	Rialto	\$9,326	\$7,980	\$6,500	\$510	\$836	\$900	\$140		\$240	\$100	\$100			
CA	San Diego	Carlsbad	\$11,578	\$10,268	\$5,587	\$813	\$496	\$763					\$3,500		\$418	
CA	San Diego	Escondido	\$6,763	\$4,600	\$1,470	\$883	\$1,280	\$700					\$2,130		\$300	
CA	San Diego	San Diego	\$2,623			\$903	\$660							\$420	\$640	
CA	San Joaquin	Lodi	\$15,184	\$13,706	\$4,882	\$528	\$950	\$4,013	\$1,458		\$852	\$1,336	\$1,166			
CA	San Joaquin	Ripon	\$29,170	\$22,837	\$14,545	\$2,867	\$3,467	\$2,200	\$1,467		\$1,442	\$867	\$1,457	\$470	\$390	
CA	San Luis Obispo	Paso Robles	\$11,038	\$8,950	\$7,300	\$1,200	\$888	\$660			\$530	\$50	\$410			
CA	San Luis Obispo	San Luis Obispo	\$9,828	\$6,966	\$6,966	\$2,289	\$573									
CA	Santa Barbara	Carpinteria	\$29,195	\$29,195	\$24,290			\$2,040	\$2,180				\$310	\$330	\$45	
CA	Santa Barbara	Santa Maria	\$12,044	\$9,080	\$8,306	\$1,612	\$1,352		\$24	\$155	\$59	\$368	\$168			
CA	Santa Clara	Gilroy	\$27,915	\$23,111	\$19,687	\$838	\$3,966	\$285					\$3,139			
CA	Santa Clara	Palo Alto	\$32,558	\$31,358	\$10,672		\$1,200		\$4,473	\$203					\$16,010	
CA	Santa Cruz	Santa Cruz Co	\$16,385	\$16,385	\$14,245			\$2,140								
CA	Santa Cruz	Scotts Valley	\$13,604	\$13,604	\$9,410		\$982	\$150				\$2,917	\$145			
CA	Shasta	Redding	\$15,099	\$15,099	\$11,731	\$1,102	\$1,107	\$559			\$600					
CA	Solano	Vacaville	\$12,772	\$12,772	\$4,728	\$1,773	\$1,760	\$1,502			\$188	\$1,270	\$379	\$330	\$841	
CA	Sonoma	Windsor	\$13,970	\$13,970	\$8,449	\$129	\$2,189	\$2,334					\$869			
CA	Yolo	Davis	\$23,559	\$23,559	\$20,239			\$118	\$856			\$1,078	\$928	\$340		
CO	Adams	Adams Co	\$2,131	\$2,131	\$2,131											
CO	Adams	Commerce City	\$3,562	\$3,562	\$3,229				\$333							
CO	Boulder	Boulder	\$8,954	\$6,250	\$2,480	\$2,167	\$537	\$2,340			\$360	\$450	\$130		\$490	
CO	Eagle	Eagle Co	\$9,510	\$9,510	\$9,026						\$484					
CO	Eagle	Basalt	\$1,690	\$1,000	\$1,000	\$690										
CO	El Paso	Colorado Springs	\$2,841	\$1,084		\$1,492	\$266	\$1,084								
CO	Fremont	Canon City	\$152	\$152							\$152					
CO	Jefferson	Jefferson Co	\$7,120	\$7,120	\$7,120											
CO	La Plata	Durango	\$6,218	\$5,494	\$5,494	\$558	\$166									
CO	Larimer	Larimer Co	\$7,728	\$7,728	\$7,728											
CO	Larimer	Loveland	\$9,813	\$8,503	\$7,320	\$896	\$414	\$113			\$290	\$370	\$410			
CO	Larimer	Ft. Collins	\$14,435	\$11,795	\$10,440	\$1,425	\$1,215	\$773			\$207	\$144	\$231			
CO	Mesa	Mesa Co	\$2,647	\$2,647	\$2,647											
CO	Pitkin	Pitkin Co	\$131,295	\$131,295	\$101,960				\$4,100						\$25,235	
CO	Weld	Weld Co	\$1,419	\$1,419	\$1,024			\$300					\$95			
CO	Weld	Windsor	\$6,241	\$4,796	\$3,632	\$932	\$513	\$1,164								
CO	Weld	Greeley	\$8,420	\$8,420	\$7,454			\$298			\$499	\$170				
DE	New Castle	New Castle Co	\$1,603	\$297			\$1,306				\$169	\$33	\$95			
FL	Alachua	Alachua Co	\$9,050	\$9,050	\$8,974						\$76					
FL	Brevard	Brevard Co	\$367	\$367							\$207				\$160	
FL	Brevard	Cocoa	\$406	\$246		\$160					\$86				\$160	
FL	Brevard	Melbourne	\$914	\$914							\$86		\$668		\$160	
FL	Brevard	Palm Bay	\$517	\$517							\$291	\$66			\$160	
FL	Brevard	Rockledge	\$246	\$246							\$86				\$160	
FL	Broward	Broward Co	\$1,132	\$1,132	\$1,132											
FL	Broward	Ft. Lauderdale														
FL	Charlotte	Charlotte Co	\$3,190	\$3,190	\$2,490						\$191	\$87	\$422			
FL	Citrus	Citrus Co	\$2,477	\$2,477							\$811	\$423	\$1,243			

Retail per 1,000 sq. ft. (100,000 sq. ft. shopping center; 0.15 FAR; 3" meter)																
State	County	Jurisdiction	Total	Non-Util	Roads	Water	Sewer	Drain	Parks	Library	Fire	Police	GenGov	Schools	Other	
FL	Clay	Clay Co														
FL	Collier	Collier Co	\$16,805	\$15,673	\$12,500	\$572	\$559				\$697	\$540	\$1,336		\$601	
FL	Columbia	Columbia Co														
FL	Dade	Miami/Dade Co	\$3,548	\$3,548	\$2,802						\$404	\$342				
FL	Dade	Miami	\$931	\$931							\$227	\$609	\$95			
FL	DeSoto	DeSoto Co														
FL	Flagler	Flagler Co	\$1,997	\$1,997	\$1,997											
FL	Flagler	Palm Coast	\$6,491	\$5,705	\$5,163	\$389	\$397				\$542					
FL	Gilchrist	Gilchrist Co	\$560	\$560	\$500								\$60			
FL	Glades	Glades Co														
FL	Hardee	Hardee Co														
FL	Hendry	Hendry Co														
FL	Hernando	Hernando Co	\$3,350	\$3,350	\$2,752						\$173	\$145	\$280			
FL	Highlands	Highlands Co														
FL	Hillsborough	Hillsborough Co	\$3,942	\$3,374	\$3,352	\$264	\$304				\$22					
FL	Hillsborough	Plant City	\$3,218	\$2,601	\$1,562	\$119	\$499				\$533	\$506				
FL	Hillsborough	Tampa	\$3,797	\$3,797	\$3,797											
FL	Indian River	Indian River Co	\$3,163	\$3,163	\$3,163											
FL	Lake	Lake Co	\$1,301	\$1,301							\$1,301					
FL	Lake	Eustis	\$2,101	\$941		\$280	\$880				\$485	\$456				
FL	Lee	Lee Co	\$11,624	\$11,624	\$10,983						\$641					
FL	Lee	Bonita Springs	\$11,999	\$11,999	\$11,451						\$548					
FL	Lee	Cape Coral	\$6,856	\$6,035	\$5,709	\$538	\$284				\$162	\$163				
FL	Lee	Ft. Myers	\$12,208	\$11,518	\$10,983	\$354	\$335				\$535					
FL	Levy	Levy Co	\$1,790	\$1,790	\$1,710						\$80					
FL	Manatee	Manatee Co	\$8,648	\$8,648	\$7,754						\$65	\$829				
FL	Marion	Marion Co	\$553	\$553							\$553					
FL	Martin	Martin Co	\$6,177	\$6,177	\$4,324						\$520	\$619	\$714			
FL	Monroe	Monroe Co	\$2,398	\$2,398	\$1,168						\$64	\$112			\$1,054	
FL	Nassau	Nassau Co	\$0	\$0												
FL	Okaloosa	Destin	\$1,800	\$1,800	\$1,752							\$48				
FL	Orange	Orange Co.	\$14,692	\$14,692	\$14,113						\$248	\$332				
FL	Orange	Ocoee	\$9,461	\$7,261	\$6,461	\$555	\$1,645				\$470	\$330				
FL	Orange	Orlando	\$11,458	\$11,052	\$10,792		\$406				\$260					
FL	Orange	Winter Garden	\$9,872	\$8,755	\$7,645	\$438	\$680				\$610	\$500				
FL	Osceola	Osceola Co	\$16,990	\$16,990	\$16,690						\$300					
FL	Palm Beach	Palm Beach Co	\$6,767	\$6,767	\$6,256						\$226	\$71	\$214			
FL	Palm Beach	Palm Beach Gardens	\$12,016	\$12,016	\$11,087						\$463	\$252	\$214			
FL	Pasco	Pasco Co	\$10,310	\$9,667	\$8,877	\$234	\$410				\$549				\$241	
FL	Pinellas	Pinellas Co	\$3,683	\$3,627	\$3,627	\$56										
FL	Polk	Polk Co	\$0	\$0												
FL	Polk	Lakeland	\$7,996	\$7,996	\$6,754						\$461	\$781				
FL	Putnam	Putnam Co														
FL	Santa Rosa	Santa Rosa Co														
FL	St Johns	St. Johns Co	\$7,108	\$7,108	\$5,836						\$11	\$419	\$842			
FL	St Lucie	St. Lucie Co	\$5,542	\$5,542	\$3,895						\$487	\$804	\$356			
FL	Sarasota	Sarasota Co	\$14,443	\$13,493	\$11,319	\$544	\$406				\$442	\$254	\$441		\$1,037	
FL	Sarasota	North Port	\$17,233	\$17,233	\$14,275						\$1,770	\$587	\$601			
FL	Seminole	Seminole Co	\$2,901	\$2,901	\$2,741						\$160					

Retail per 1,000 sq. ft. (100,000 sq. ft. shopping center; 0.15 FAR; 3" meter)															
State	County	Jurisdiction	Total	Non-Util	Roads	Water	Sewer	Drain	Parks	Library	Fire	Police	GenGov	Schools	Other
FL	Seminole	Altamonte Springs	\$4,397	\$4,397	\$3,744						\$160	\$493			
FL	Seminole	Winter Springs	\$7,015	\$7,015	\$4,298						\$1,300	\$492	\$925		
FL	Sumter	Sumter Co	\$4,147	\$4,147	\$3,637						\$510				
FL	Volusia	Volusia Co	\$3,230	\$3,230	\$3,080						\$150				
FL	Volusia	Daytona Beach	\$5,963	\$5,963	\$3,899						\$355	\$604	\$1,105		
FL	Volusia	Deland	\$4,485	\$3,653	\$3,080	\$349	\$483				\$22	\$30	\$521		
FL	Volusia	Deltona	\$4,359	\$2,533	\$2,147	\$543	\$1,283				\$250	\$136			
FL	Volusia	Ormond Beach	\$4,550	\$3,898	\$3,776	\$330	\$322	\$122							
FL	Volusia	Port Orange	\$4,414	\$3,502	\$3,302	\$676	\$236				\$200				
GA	Cherokee	Canton	\$2,644	\$2,644	\$2,256				\$173		\$173	\$43			
GA	Cherokee	Cherokee Co	\$134	\$134	\$85						\$33	\$17			
GA	Effingham	Effingham Co	\$1,801	\$1,300	\$1,240	\$213	\$288					\$60			
GA	Forsyth	Forsyth Co	\$216	\$216							\$216				
GA	Fulton	Alpharetta	\$4,424	\$4,424	\$4,166				\$14		\$244				
GA	Fulton	Atlanta	\$1,983	\$1,983	\$1,189				\$584		\$163	\$47			
GA	Fulton	Roswell	\$736	\$736	\$426						\$310				
GA	Hall	Hall Co	\$86	\$86											\$86
GA	Henry	Henry Co	\$361	\$361											\$361
GA	Henry	McDonough	\$344	\$344											\$344
HI	Honolulu	Honolulu	\$4,053	\$4,053	\$4,053										
ID	Ada	Boise	\$8,692	\$8,692	\$8,422						\$210	\$60			
ID	Kootenai	Post Falls	\$4,218	\$3,114	\$2,820	\$207	\$897					\$280			\$14
IL	DeKalb	DeKalb (city)													
IL	DuPage	DuPage County	\$916	\$916	\$916										
IL	Kane	Kane County	\$4,495	\$4,495	\$4,495										
IN	Hamilton	Fishers	\$8,689	\$7,121	\$7,121		\$1,568								
IN	Hamilton	Noblesville	\$8,588	\$8,588	\$8,588										
KS	Johnson	Lenexa	\$4,353	\$4,353	\$2,913			\$1,160	\$115						\$165
KS	Johnson	Olathe	\$2,967	\$1,947	\$1,817	\$465	\$555		\$130						
KS	Johnson	Overland Park	\$1,433	\$1,433	\$1,433										
LA	E Baton Rouge	Baton Rouge	\$1,652	\$1,044	\$1,044		\$608								
LA	St Tammany	St Tammany Parish	\$3,003	\$3,003	\$1,833			\$1,170							
MD	Anne Arundel	Anne Arundel Co	\$3,009	\$3,009	\$2,655							\$354			
MD	Calvert	Calvert Co	\$110	\$110											\$110
MD	Carroll	Carroll Co													
MD	Charles	Charles Co	\$1,509			\$591	\$918								
MD	Frederick	Frederick Co	\$1,770			\$739	\$1,031								
MD	Harford	Harford Co													
MD	Howard	Howard Co	\$990	\$990	\$990										
MD	Montgomery	Montgomery Co	\$5,912	\$5,100	\$5,100	\$352	\$460								
MD	Queen Anne's	Queen Anne's Co	\$1,050	\$1,050							\$1,050				
MD	St. Mary's	St. Mary's Co													
MO	Clay/Jackson	Kansas City	\$1,458	\$1,458	\$1,458										
MO	Jackson	Lee's Summit	\$1,913	\$1,913	\$1,913										
MT	Gallatin	Bozeman	\$7,209	\$6,123	\$5,934	\$574	\$512				\$189				

Retail per 1,000 sq. ft. (100,000 sq. ft. shopping center; 0.15 FAR; 3" meter)															
State	County	Jurisdiction	Total	Non-Util	Roads	Water	Sewer	Drain	Parks	Library	Fire	Police	GenGov	Schools	Other
NC	Chatham	Chatham Co.	\$300			\$300									
NC	Durham	Durham	\$3,823	\$3,450	\$3,450	\$213	\$160								
NC	Orange	Orange Co.	\$1,502			\$555	\$947								
NC	Wake	Cary	\$2,051	\$1,341	\$1,341	\$235	\$475								
NC	Wake	Raleigh	\$2,908	\$1,696	\$1,696	\$606	\$606								
NE	Lancaster	Lincoln	\$3,461	\$3,260	\$3,260	\$134	\$67								
NH	Hillsborough	Manchester													
NH	Merrimack	Concord	\$3,060	\$3,060	\$3,060										
NH	Rockingham	Salem	\$570	\$570							\$570				
NH	Rockingham	Fremont													
NM	Bernalillo	Albuquerque	\$5,058	\$4,593	\$3,607	\$266	\$199	\$645				\$341			
NM	Bernalillo	Bernalillo Co	\$5,577	\$5,577	\$2,822			\$1,915			\$840				
NM	Dona Ana	Las Cruces	\$381			\$267	\$114								
NM	Lincoln	Ruidoso	\$943			\$614	\$329								
NM	Sandoval	Rio Rancho	\$7,320	\$6,430	\$4,196	\$522	\$368	\$1,430			\$755				\$49
NM	Santa Fe	Santa Fe	\$5,350	\$4,896	\$4,597	\$314	\$140				\$221	\$78			
NM	Santa Fe	Santa Fe County	\$460	\$460							\$460				
NM	Valencia	Los Lunas	\$375			\$146	\$229								
NV	Churchill	Churchill County													
NV	Clark	Las Vegas	\$1,630	\$1,176	\$1,092		\$454								\$84
NV	Clark	Mesquite	\$1,230	\$1,018	\$934		\$212								\$84
NV	Placer	Truckee	\$800	\$800							\$800				
NV	Washoe	Reno	\$7,611	\$7,611	\$7,611										
OH	Butler	Middletown													
OH	Delaware	Delaware (city)	\$2,960	\$1,194		\$904	\$862				\$389	\$456	\$349		
OH	Warren	Hamilton Township	\$7,962	\$7,962	\$7,265						\$432	\$265			
OK	Cleveland	Moore	\$250	\$250	\$250										
OR	Clackamas	Clackamas Co.	\$1,556		varies		\$1,056							\$500	
OR	Clackamas	West Linn	\$19,542	\$17,488	\$15,530	\$1,102	\$952	\$682							\$1,276
OR	Deschutes	Bend	\$9,586	\$8,850	\$8,850	\$452	\$284								
OR	Josephine	Grants Pass	\$12,423	\$11,628	\$11,628	\$402	\$393								
OR	Lane	Eugene	\$7,305	\$6,983	\$5,778		\$322	\$372	\$833						
OR	Lane	Springfield	\$7,472	\$7,008	\$6,260		\$464	\$748							
OR	Marion	Salem	\$9,285	\$8,436	\$8,143	\$493	\$356	\$294							
OR	Marion	Silverton	\$2,282	\$1,360		\$441	\$481	\$1,360							
OR	Multnomah	Portland	\$7,018	\$6,112	\$5,450	\$252	\$654	\$308	\$354						
OR	Washington	Tigard	\$4,143	\$3,783	\$3,456	\$360			\$327						
OR	Washington	Washington Co	\$7,192	\$6,562	\$6,062		\$630	\$500							
PA	Montgomery	Towamencin Twp	\$5,109	\$5,109	\$5,109		\$342	\$161	\$500						\$300
SC	Beaufort	Beaufort Co	\$2,391	\$2,391	\$2,336						\$55				
SC	Beaufort	Hilton Head	\$6,523	\$5,653	\$5,653	\$384	\$486								
SC	Berkeley	Mt. Pleasant	\$4,187	\$3,280	\$2,840	\$187	\$720				\$190	\$120			\$130

Retail per 1,000 sq. ft. (100,000 sq. ft. shopping center; 0.15 FAR; 3" meter)															
State	County	Jurisdiction	Total	Non-Util	Roads	Water	Sewer	Drain	Parks	Library	Fire	Police	GenGov	Schools	Other
TN	Rutherford	La Vergne	\$376			\$80	\$296								
TN	Rutherford	Smyrna	\$2,988	\$2,988	\$2,438						\$550				
TN	Sumner	Portland													\$400
TN	Sumner	White House	\$2,888	\$2,888	\$1,550						\$532	\$806			
TN	Williamson	Franklin	\$5,763	\$4,451	\$2,681	\$474	\$838								\$1,770
TN	Williamson	Nolensville	\$2,849	\$2,849	\$849										\$2,000
TX	Brazos	College Station	\$180			\$123	\$57								
TX	Collin	Allen	\$1,772	\$1,500	\$1,500	\$192	\$80								
TX	Collin	McKinney	\$2,825	\$2,532	\$2,532	\$260	\$33								
TX	Denton	Denton	\$1,222			\$833	\$389								
TX	Tarrant	Arlington	\$1,635	\$1,393	\$1,393	\$135	\$107								
TX	Tarrant	Colleyville	\$2,009	\$1,508	\$1,508	\$399	\$103								
TX	Tarrant	Ft. Worth	\$2,202		\$1,973	\$189	\$40								
TX	Williamson	Georgetown	\$622			\$355	\$266								
UT	Cache	Logan	\$691	\$511	\$270	\$39	\$140	\$90			\$118	\$33			
UT	Davis	Layton	\$13,486	\$13,342	\$3,730	\$144		\$8,957			\$655				
UT	Salt Lake	Draper	\$7,119	\$6,907	\$5,859	\$212		\$371			\$410	\$267			
UT	Salt Lake	Salt Lake City	\$7,830	\$7,830	\$7,270						\$290	\$270			
UT	Salt Lake	Sandy City	\$1,670	\$1,227		\$443		\$694	\$78		\$322	\$133			
UT	Salt Lake	West Jordan City	\$6,297	\$5,574	\$4,340	\$421	\$302	\$934			\$140	\$160			
UT	Salt Lake	West Valley City	\$1,797	\$1,797	\$1,343			\$185			\$156	\$113			
UT	Tooele	Tooele	\$798	\$320		\$354	\$124					\$320			
UT	Utah	Payson	\$604	\$225		\$146	\$233				\$225				
UT	Utah	Provo	\$3,263	\$2,952	\$2,396	\$114	\$197	\$556							
VA	Loudoun	Leesburg	\$1,916			\$749	\$1,167								
VA	Stafford	Stafford Co	\$3,700	\$2,036	\$2,036	\$1,104	\$560								
VT	Chittenden	Burlington	\$1,520	\$1,520	\$656				\$373		\$177	\$314			
VT	Chittenden	Williston	\$1,125	\$1,125	\$1,125										
WA	Clark	Vancouver	\$8,508	\$7,978	\$7,978	\$530									
WA	Cowlitz	Woodland	\$933	\$510		\$195	\$228				\$510				
WA	King	King Co													
WA	King	Bellevue	\$707	\$707	\$707										
WA	King	Bothell	\$7,553	\$6,950	\$6,950	\$351	\$252								
WA	King	Issaquah	\$5,307	\$5,307	\$3,800						\$674	\$790	\$43		
WA	King	Kirkland	\$6,615	\$4,665	\$4,480	\$1,461	\$489	\$185							
WA	Kitsap	Kitsap Co	\$871	\$871	\$871										
WA	Pierce	Pierce Co	\$2,151	\$2,151	\$2,151										
WA	Skagit	Anacortes	\$3,721	\$2,394		\$192	\$1,135	\$2,394							
WA	Skagit	Burlington	\$8,237	\$7,944	\$6,776		\$294	\$441	\$500		\$227				
WA	Snohomish	Snohomish Co	\$9,035	\$9,035	\$9,035										
WA	Thurston	Olympia	\$4,840	\$4,840	\$4,840										
WA	Thurston	Tumwater	\$2,506	\$1,851	\$1,750		\$655				\$101				
WA	Whatcom	Bellingham	\$10,867	\$8,713	\$7,206	\$932	\$1,222	\$1,507							
WV	Jefferson	Jefferson Co	\$1,740	\$1,740							\$1,653	\$87			
WI	Dane	Fitchburg													
WI	Jefferson	Oconomowoc	\$1,497	\$808	\$358	\$140	\$549				\$225	\$225			
WI	Ozaukee	Cedarburg	\$543	\$221		\$228	\$94					\$221			
WI	St Croix	Hudson	\$2,560	\$673		\$1,440	\$447	\$673							

Retail per 1,000 sq. ft. (100,000 sq. ft. shopping center; 0.15 FAR; 3" meter)															
Summary	Total	Non-Util	Roads	Water	Sewer	Drain	Parks	Library	Fire	Police	GenGov	Schools	Other		
National Average	\$6,524	\$6,294	\$5,946	\$653	\$772	\$1,089	\$885	\$132	\$419	\$430	\$614	\$396	\$1,571		
Sample Size	261	243	204	127	136	59	27	4	127	98	65	15	47		
National Avg w/o CA	\$5,074	\$4,960	\$5,063	\$493	\$494	\$979	\$572		\$396	\$384	\$455		\$1,233		
Sample Size w/o CA	223	206	167	107	111	36	15		111	83	45		32		
State Average Fees															
AR	\$980	\$808	\$1,915	\$174	\$114	n/a	n/a	n/a	\$309	\$388	n/a	n/a	n/a		
AZ	\$5,538	\$5,218	\$4,399	\$577	\$524	\$437	\$167	\$60	\$463	\$585	\$432	n/a	\$470		
CA	\$15,303	\$13,962	\$10,064	\$1,512	\$2,005	\$1,261	\$1,275	\$156	\$579	\$683	\$972	\$388	\$2,292		
CO	\$13,187	\$12,524	\$11,512	\$1,166	\$518	\$867	\$2,217	n/a	\$332	\$284	\$217	n/a	\$12,862		
DE	\$1,603	\$297	n/a	n/a	\$1,306	n/a	n/a	n/a	\$169	\$33	\$95	n/a	n/a		
FL	\$5,631	\$5,363	\$5,812	\$377	\$571	\$122	n/a	n/a	\$391	\$380	\$590	n/a	\$415		
GA	\$1,273	\$1,223	\$1,560	\$213	\$288	n/a	\$257	n/a	\$190	\$42	n/a	n/a	\$264		
HI	\$4,053	\$4,053	\$4,053	n/a	n/a	n/a	n/a	n/a	n/a	n/a	n/a	n/a	n/a		
ID	\$6,455	\$5,903	\$5,621	\$207	\$897	n/a	n/a	n/a	\$210	\$170	n/a	n/a	\$14		
IL	\$2,706	\$2,706	\$2,706	n/a	n/a	n/a	n/a	n/a	n/a	n/a	n/a	n/a	n/a		
IN	\$8,639	\$7,855	\$7,855	n/a	\$1,568	n/a	n/a	n/a	n/a	n/a	n/a	n/a	n/a		
KS	\$2,918	\$2,578	\$2,055	\$465	\$555	\$1,160	\$122	n/a	n/a	n/a	n/a	n/a	\$165		
LA	\$2,327	\$2,024	\$1,439	n/a	\$608	\$1,170	n/a	n/a	n/a	n/a	n/a	n/a	n/a		
MD	\$2,050	\$2,052	\$2,915	\$561	\$803	n/a	n/a	n/a	\$1,050	\$354	n/a	n/a	\$110		
MO	\$1,685	\$1,685	\$1,685	n/a	n/a	n/a	n/a	n/a	n/a	n/a	n/a	n/a	n/a		
MT	\$7,209	\$6,123	\$5,934	\$574	\$512	n/a	n/a	n/a	\$189	n/a	n/a	n/a	n/a		
NC	\$2,117	\$2,162	\$2,162	\$382	\$547	n/a	n/a	n/a	n/a	n/a	n/a	n/a	n/a		
NE	\$3,461	\$3,260	\$3,260	\$134	\$67	n/a	n/a	n/a	n/a	n/a	n/a	n/a	n/a		
NH	\$1,815	\$1,815	\$3,060	n/a	n/a	n/a	n/a	n/a	n/a	\$570	n/a	n/a	n/a		
NM	\$3,183	\$4,391	\$3,806	\$355	\$230	\$1,330	n/a	n/a	\$569	\$210	n/a	n/a	\$49		
NV	\$2,818	\$2,651	\$3,212	n/a	\$333	n/a	n/a	n/a	\$800	n/a	n/a	n/a	\$84		
OH	\$5,461	\$4,578	\$7,265	\$904	\$862	n/a	n/a	n/a	\$411	\$361	\$349	n/a	n/a		
OK	\$250	\$250	\$250	n/a	n/a	n/a	n/a	n/a	n/a	n/a	n/a	n/a	n/a		
OR	\$7,982	\$7,821	\$7,906	\$500	\$559	\$609	\$505	n/a	n/a	n/a	n/a	\$500	\$1,276		
PA	\$5,109	\$5,109	\$5,109	n/a	\$342	\$161	\$500	n/a	n/a	n/a	n/a	n/a	\$300		
SC	\$4,367	\$3,775	\$3,610	\$285	\$603	n/a	n/a	n/a	\$123	\$120	n/a	n/a	\$130		
TN	\$2,973	\$3,294	\$1,880	\$277	\$567	n/a	n/a	n/a	\$541	\$806	n/a	n/a	\$1,390		
TX	\$1,558	\$1,733	\$1,781	\$311	\$135	n/a	n/a	n/a	n/a	n/a	n/a	n/a	n/a		
UT	\$4,355	\$4,069	\$3,601	\$234	\$199	\$1,684	\$78	n/a	\$290	\$185	n/a	n/a	n/a		
VA	\$2,808	\$2,036	\$2,036	\$927	\$863	n/a	n/a	n/a	n/a	n/a	n/a	n/a	n/a		
VT	\$1,323	\$1,323	\$891	n/a	n/a	n/a	\$373	n/a	\$177	\$314	n/a	n/a	n/a		
WA	\$5,132	\$4,565	\$4,712	\$610	\$611	\$1,132	\$500	n/a	\$378	\$790	\$43	n/a	n/a		
WV	\$1,740	\$1,740	n/a	n/a	n/a	n/a	n/a	n/a	\$1,653	\$87	n/a	n/a	n/a		
WI	\$1,533	\$567	\$358	\$603	\$363	\$673	n/a	n/a	\$225	\$223	n/a	n/a	n/a		

Office per 1,000 sq. ft. (100,001 sq. ft. general office building; 0.25 FAR; 3" meter)

State	County	Jurisdiction	Total	Non-Util	Roads	Water	Sewer	Drain	Parks	Library	Fire	Police	GenGov	Schools	Other
AR	Benton	Bentonville	\$658	\$310		\$191	\$156				\$310				
AR	Benton	Lowell	\$698	\$649			\$49				\$649				
AR	Faulkner	Conway	\$1,280	\$1,280	\$1,280										
AR	Washington	Fayetteville	\$975	\$681		\$156	\$138				\$293	\$388			
AZ	Cochise	Sierra Vista	\$1,230	\$1,230	\$1,080						\$70	\$80			
AZ	Gila	Sedona	\$3,200	\$3,200	\$2,300			\$310				\$180	\$410		
AZ	Maricopa	Avondale	\$4,914	\$3,757	\$1,286	\$562	\$595				\$1,067	\$411	\$993		
AZ	Maricopa	Buckeye	\$2,902	\$2,515	\$445	\$240	\$148				\$1,080	\$720	\$270		
AZ	Maricopa	Chandler	\$8,871	\$7,020	\$5,880	\$981	\$870				\$550	\$280	\$310		
AZ	Maricopa	Fountain Hills	\$2,200	\$2,200	\$1,281						\$62	\$276	\$581		
AZ	Maricopa	Gilbert	\$3,840	\$1,877	\$570	\$1,024	\$939				\$586	\$343	\$378		
AZ	Maricopa	Glendale	\$5,025	\$4,036	\$2,173	\$733	\$256				\$447	\$304	\$1,007		\$105
AZ	Maricopa	Goodyear	\$4,558	\$3,480	\$800	\$643	\$435				\$1,040	\$180	\$1,020		\$440
AZ	Maricopa	Mesa	\$1,878	\$1,097		\$355	\$425	\$238			\$215	\$318	\$326		
AZ	Maricopa	Peoria	\$8,511	\$7,937	\$6,305	\$390	\$184				\$654	\$434	\$544		
AZ	Maricopa	Phoenix	\$2,247	\$1,061	\$682	\$857	\$329				\$119	\$198	\$62		
AZ	Maricopa	Scottsdale	\$1,984	\$333		\$1,032	\$619	\$333							
AZ	Maricopa	Surprise	\$8,282	\$7,693	\$4,279	\$356	\$234				\$1,241	\$253	\$996		\$924
AZ	Maricopa	Tempe	\$825			\$426	\$399								
AZ	Mojave	Bullhead City	\$114			\$114									
AZ	Navajo	Show Low	\$1,014	\$464	\$410	\$140	\$464								
AZ	Pima	Pima County	\$2,451	\$1,633	\$1,633		\$818								
AZ	Pima	Marana	\$347			\$347									
AZ	Pima	Oro Valley	\$3,207	\$1,491	\$1,260	\$1,716						\$40	\$191		
AZ	Pima	Tucson	\$6,566	\$6,314	\$5,087	\$252					\$269	\$699	\$259		
AZ	Pinal	Apache Junction	\$5,477	\$5,010	\$4,330	\$147	\$320					\$520	\$160		
AZ	Pinal	Casa Grande	\$5,440	\$5,012	\$2,239		\$428				\$696	\$128	\$934		\$1,015
AZ	Pinal	Eloy	\$1,248	\$924		\$183	\$141					\$124	\$800		
AZ	Pinal	Florence	\$5,147	\$4,354	\$2,618	\$356	\$438		\$167	\$60	\$644	\$175	\$159		\$531
AZ	Pinal	Queen Creek	\$3,659	\$3,131	\$1,084		\$528				\$267	\$55	\$1,725		
AZ	Yavapai	Yavapai County													
AZ	Yavapai	Chino Valley	\$2,811	\$1,350	\$940	\$84	\$1,377				\$180	\$160	\$70		
AZ	Yavapai	Prescott	\$2,721	\$469	\$469	\$1,728	\$524								
AZ	Yuma	Yuma	\$4,169	\$2,509	\$1,337	\$607	\$1,052				\$267	\$372	\$452		\$81
CA	Alameda	Fremont	\$12,477	\$12,477	\$10,766						\$234		\$1,477		
CA	Alameda	Hayward	\$5,437	\$5,437	\$3,000	\$916	\$1,161							\$360	
CA	Alameda	Livermore	\$25,753	\$25,753	\$15,699	\$550	\$5,573	\$460	\$2,485					\$420	\$566
CA	Alameda	San Leandro	\$4,406	\$4,406	\$3,230		\$586							\$470	\$120
CA	Contra Costa	Orinda	\$4,890	\$4,890	\$2,470			\$2,420							
CA	El Dorado	El Dorado Co	\$4,188	\$4,188	\$2,608						\$1,160			\$420	
CA	Fresno	Clovis	\$17,391	\$15,480	\$12,611	\$667	\$1,244		\$1,590		\$625	\$100			\$554
CA	Kern	Bakersfield	\$2,944	\$2,352	\$1,795		\$592							\$360	\$197
CA	Los Angeles	Lancaster	\$3,443	\$3,443	\$1,760			\$760			\$876		\$47		
CA	Los Angeles	Long Beach	\$3,283	\$3,283	\$2,000						\$325	\$538		\$420	
CA	Monterey	Salinas	\$7,410	\$3,848	\$3,325		\$3,561	\$523							
CA	Napa	St. Helena	\$27,880	\$18,750	\$8,690	\$5,080	\$4,050	\$2,680				\$1,150	\$2,090	\$360	\$3,780
CA	Orange	Brea	\$9,957	\$7,784	\$7,440	\$2,173					\$267	\$77			
CA	Placer	Rocklin	\$14,992	\$14,992	\$12,978			\$64					\$1,950		
CA	Sacramento	Citrus Heights	\$6,512	\$5,320	\$3,640		\$1,192		\$370					\$340	\$970
CA	Sacramento	Elk Grove	\$16,588	\$13,642	\$7,580	\$377	\$2,569	2121.522	\$1,210		\$1,400	\$130	\$200		\$1,000

Office per 1,000 sq. ft. (100,000 sq. ft. general office building; 0.25 FAR; 3" meter)

State	County	Jurisdiction	Total	Non-Util	Roads	Water	Sewer	Drain	Parks	Library	Fire	Police	GenGov	Schools	Other
CA	Sacramento	Sacramento	\$14,531	\$13,058	\$6,552	\$280	\$1,192		\$500					\$394	\$5,612
CA	San Bernardino	Highland	\$12,819	\$12,819	\$12,074			\$186			\$195	\$129	\$235		
CA	San Bernardino	Redlands	\$5,033	\$5,033	\$2,863			\$170		\$150	\$720	\$460	\$670		
CA	San Bernardino	Rialto	\$7,451	\$5,390	\$3,910	\$510	\$1,551	\$900	\$140		\$240	\$100	\$100		
CA	San Diego	Carlsbad	\$6,951	\$5,641	\$1,433	\$813	\$496	\$458					\$3,500		\$251
CA	San Diego	Escondido	\$6,003	\$3,840	\$710	\$883	\$1,280	\$700					\$2,130		\$300
CA	San Diego	San Diego	\$3,043			\$903	\$660							\$420	\$1,060
CA	San Joaquin	Lodi	\$12,149	\$10,882	\$4,605	\$317	\$950	\$2,408	\$1,476		\$468	\$724	\$1,202		
CA	San Joaquin	Ripon	\$19,302	\$15,502	\$9,392	\$1,720	\$2,080	\$1,320	\$880		\$1,696	\$520	\$990	\$470	\$234
CA	San Luis Obispo	Paso Robles	\$11,038	\$8,950	\$7,300	\$1,200	\$888	\$660			\$530	\$50	\$410		
CA	San Luis Obispo	San Luis Obispo	\$9,512	\$6,650	\$6,650	\$2,289	\$573								
CA	Santa Barbara	Carpinteria	\$28,287	\$28,287	\$24,290			\$1,132	\$2,180				\$310	\$330	\$45
CA	Santa Barbara	Santa Maria	\$8,258	\$5,294	\$4,520	\$1,612	\$1,352		\$24	\$155	\$59	\$368	\$168		
CA	Santa Clara	Gilroy	\$27,801	\$22,997	\$19,687	\$838	\$3,966	\$171					\$3,139		
CA	Santa Clara	Palo Alto	\$26,149	\$24,949	\$4,263		\$1,200		\$4,473	\$203					\$16,010
CA	Santa Cruz	Santa Cruz Co	\$5,793	\$5,793	\$3,653			\$2,140							
CA	Santa Cruz	Scotts Valley	\$12,376	\$12,376	\$9,410		\$982	\$150				\$1,750	\$84		
CA	Shasta	Redding	\$10,882	\$10,882	\$7,272	\$1,102	\$1,107	\$513			\$888				
CA	Solano	Vacaville	\$11,309	\$11,309	\$3,590	\$1,773	\$2,240	\$901			\$113	\$671	\$292	\$330	\$1,399
CA	Sonoma	Windsor	\$11,613	\$11,613	\$6,446	\$129	\$2,189	\$1,400					\$1,449		
CA	Yolo	Davis	\$8,512	\$8,512	\$5,192			\$118	\$856			\$1,078	\$928	\$340	
CO	Adams	Adams Co	\$1,178	\$1,178	\$1,178										
CO	Adams	Commerce City	\$1,941	\$1,941	\$1,741				\$200						
CO	Boulder	Boulder	\$8,954	\$6,250	\$2,480	\$2,167	\$537	\$2,340			\$360	\$450	\$130		\$490
CO	Eagle	Eagle Co	\$5,648	\$5,648	\$5,164						\$484				
CO	Eagle	Basalt	\$2,035	\$1,000	\$1,000	\$1,035									
CO	El Paso	Colorado Springs	\$2,407	\$650	\$650	\$1,492	\$266	\$650							
CO	Fremont	Canon City	\$152	\$152							\$152				
CO	Jefferson	Jefferson Co	\$4,790	\$4,790	\$4,790										
CO	La Plata	Durango	\$5,952	\$5,228	\$5,228	\$558	\$166								
CO	Larimer	Larimer Co	\$3,779	\$3,779	\$3,779										
CO	Larimer	Loveland	\$5,891	\$4,581	\$3,398	\$896	\$414	\$113			\$290	\$370	\$410		
CO	Larimer	Ft. Collins	\$7,064	\$4,424	\$3,378	\$1,425	\$1,215	\$464			\$207	\$144	\$231		
CO	Mesa	Mesa Co	\$1,801	\$1,801	\$1,801										
CO	Pitkin	Pitkin Co	\$48,234	\$48,234	\$5,230				\$4,100						\$38,904
CO	Weld	Weld Co	\$2,825	\$2,825	\$2,430			\$300					\$95		
CO	Weld	Windsor	\$5,111	\$3,666	\$2,968	\$932	\$513	\$698							
CO	Weld	Greeley	\$3,526	\$3,526	\$2,560			\$254			\$623	\$89			
DE	New Castle	New Castle Co	\$1,759	\$453			\$1,306				\$297	\$14	\$142		
FL	Alachua	Alachua Co	\$4,351	\$4,351	\$4,275						\$76				
FL	Brevard	Brevard Co	\$78	\$78							\$44				\$34
FL	Brevard	Cocoa	\$212	\$52		\$160					\$18				\$34
FL	Brevard	Melbourne	\$239	\$239							\$18		\$187		\$34
FL	Brevard	Palm Bay	\$230	\$230							\$153	\$43			\$34
FL	Brevard	Rockledge	\$52	\$52							\$18				\$34
FL	Broward	Broward Co	\$661	\$661	\$661										
FL	Broward	Ft. Lauderdale													
FL	Charlotte	Charlotte Co	\$1,123	\$1,123	\$714						\$112	\$50	\$247		
FL	Citrus	Citrus Co	\$1,436	\$1,436							\$470	\$245	\$721		

Office per 1,000 sq. ft. (100,000 sq. ft. general office building; 0.25 FAR; 3" meter)															
State	County	Jurisdiction	Total	Non-Util	Roads	Water	Sewer	Drain	Parks	Library	Fire	Police	GenGov	Schools	Other
FL	Clay	Clay Co													
FL	Collier	Collier Co	\$11,193	\$10,062	\$8,208	\$572	\$559				\$720	\$196	\$656		\$282
FL	Columbia	Columbia Co													
FL	Dade	Miami/Dade Co	\$3,418	\$3,418	\$2,776						\$300	\$342			
FL	Dade	Miami	\$682	\$682							\$336	\$206	\$140		
FL	DeSoto	DeSoto Co													
FL	Flagler	Flagler Co	\$1,500	\$1,500	\$1,500										
FL	Flagler	Palm Coast	\$4,762	\$3,976	\$3,434	\$389	\$397				\$542				
FL	Gilchrist	Gilchrist Co	\$560	\$560	\$500								\$60		
FL	Glades	Glades Co													
FL	Hardee	Hardee Co													
FL	Hendry	Hendry Co													
FL	Hernando	Hernando Co	\$1,613	\$1,613	\$1,305						\$90	\$74	\$144		
FL	Highlands	Highlands Co													
FL	Hillsborough	Hillsborough Co	\$2,502	\$1,934	\$1,893	\$264	\$304				\$41				
FL	Hillsborough	Plant City	\$2,433	\$1,815	\$1,281	\$119	\$499				\$262	\$272			
FL	Hillsborough	Tampa	\$3,425	\$3,425	\$3,425										
FL	Indian River	Indian River Co	\$3,798	\$3,798	\$3,798										
FL	Lake	Lake Co	\$1,301	\$1,301							\$1,301				
FL	Lake	Eustis	\$2,426	\$666		\$430	\$1,330				\$343	\$323			
FL	Lee	Lee Co	\$7,606	\$7,606	\$7,305						\$301				
FL	Lee	Bonita Springs	\$6,928	\$6,928	\$6,683						\$245				
FL	Lee	Cape Coral	\$3,781	\$2,960	\$2,634	\$538	\$284				\$162	\$163			
FL	Lee	Ft. Myers	\$8,246	\$7,556	\$7,305	\$354	\$335				\$251				
FL	Levy	Levy Co	\$898	\$898	\$818						\$80				
FL	Manatee	Manatee Co	\$4,208	\$4,208	\$3,867						\$96	\$246			
FL	Marion	Marion Co	\$209	\$209							\$209				
FL	Martin	Martin Co	\$2,676	\$2,676	\$1,970						\$198	\$236	\$272		
FL	Monroe	Monroe Co	\$1,914	\$1,914	\$684						\$64	\$112			\$1,054
FL	Nassau	Nassau Co	\$0	\$0											
FL	Okaloosa	Destin	\$1,429	\$1,429	\$1,404							\$25			
FL	Orange	Orange Co.	\$5,714	\$5,714	\$5,428						\$203	\$83			
FL	Orange	Ocoee	\$7,908	\$5,708	\$4,908	\$555	\$1,645				\$470	\$330			
FL	Orange	Orlando	\$4,626	\$4,220	\$3,960		\$406				\$260				
FL	Orange	Winter Garden	\$6,693	\$5,576	\$4,466	\$438	\$680				\$610	\$500			
FL	Osceola	Osceola Co	\$9,110	\$9,110	\$9,020						\$90				
FL	Palm Beach	Palm Beach Co	\$2,359	\$2,359	\$2,026						\$151	\$64	\$118		
FL	Palm Beach	Palm Beach Gardens	\$3,344	\$3,344	\$2,745						\$261	\$220	\$118		
FL	Pasco	Pasco Co	\$4,586	\$3,943	\$3,153	\$234	\$410				\$549				\$241
FL	Pinellas	Pinellas Co	\$2,823	\$2,767	\$2,767	\$56									
FL	Polk	Polk Co	\$0	\$0											
FL	Polk	Lakeland	\$4,790	\$4,790	\$4,233						\$207	\$350			
FL	Putnam	Putnam Co													
FL	Santa Rosa	Santa Rosa Co													
FL	St Johns	St. Johns Co	\$5,691	\$5,691	\$5,056						\$118	\$172	\$345		
FL	St Lucie	St. Lucie Co	\$2,805	\$2,805	\$1,987						\$310	\$298	\$210		
FL	Sarasota	Sarasota Co	\$7,831	\$6,881	\$6,008	\$544	\$406				\$178	\$102	\$177		\$416
FL	Sarasota	North Port	\$9,010	\$9,010	\$7,461						\$927	\$307	\$315		
FL	Seminole	Seminole Co	\$1,944	\$1,944	\$1,872						\$72				

Office per 1,000 sq. ft. (100,000 sq. ft. general office building; 0.25 FAR; 3" meter)															
State	County	Jurisdiction	Total	Non-Util	Roads	Water	Sewer	Drain	Parks	Library	Fire	Police	GenGov	Schools	Other
FL	Seminole	Altamonte Springs	\$1,523	\$1,523	\$1,176						\$72	\$275			
FL	Seminole	Winter Springs	\$7,492	\$7,492	\$4,775						\$1,300	\$492	\$925		
FL	Sumter	Sumter Co	\$3,389	\$3,389	\$3,269						\$120				
FL	Volusia	Volusia Co	\$2,460	\$2,460	\$2,310						\$150				
FL	Volusia	Daytona Beach	\$3,972	\$3,972	\$2,649						\$228	\$387	\$708		
FL	Volusia	Deland	\$3,495	\$2,662	\$2,310	\$349	\$483				\$22	\$30	\$300		
FL	Volusia	Deltona	\$3,398	\$1,572	\$1,268	\$543	\$1,283				\$197	\$107			
FL	Volusia	Ormond Beach	\$3,260	\$2,608	\$2,510	\$330	\$322	\$98							
FL	Volusia	Port Orange	\$4,530	\$3,618	\$3,418	\$676	\$236				\$200				
GA	Cherokee	Canton	\$1,377	\$1,377	\$989				\$173		\$173	\$43			
GA	Cherokee	Cherokee Co	\$161	\$161	\$63						\$65	\$33			
GA	Effingham	Effingham Co	\$1,361	\$860	\$830	\$213	\$288					\$30			
GA	Forsyth	Forsyth Co	\$86	\$86							\$86				
GA	Fulton	Alpharetta	\$1,423	\$1,423	\$1,211				\$14		\$198				
GA	Fulton	Atlanta	\$1,935	\$1,935	\$1,608				\$241		\$67	\$19			
GA	Fulton	Roswell	\$897	\$897	\$280						\$617				
GA	Hall	Hall Co	\$172	\$172											\$172
GA	Henry	Henry Co	\$1,225	\$1,225											\$1,225
GA	Henry	McDonough	\$684	\$684											\$684
HI	Honolulu	Honolulu	\$3,403	\$3,403	\$3,403										
ID	Ada	Boise	\$5,368	\$5,368	\$5,098						\$210	\$60			
ID	Kootenai	Post Falls	\$2,028	\$924	\$830	\$207	\$897					\$80			\$14
IL	DeKalb	DeKalb (city)													
IL	DuPage	DuPage County	\$2,114	\$2,114	\$2,114										
IL	Kane	Kane County	\$2,873	\$2,873	\$2,873										
IN	Hamilton	Fishers	\$3,210	\$2,610	\$2,610		\$600								
IN	Hamilton	Noblesville	\$2,202	\$2,202	\$2,202										
KS	Johnson	Lenexa	\$2,782	\$2,782	\$1,342			\$1,160	\$115						\$165
KS	Johnson	Olathe	\$2,240	\$1,220	\$1,090	\$465	\$555		\$130						
KS	Johnson	Overland Park	\$860	\$860	\$860										
LA	E Baton Rouge	Baton Rouge	\$1,403	\$795	\$795		\$608								
LA	St Tammany	St Tammany Parish	\$3,343	\$3,343	\$2,173			\$1,170							
MD	Anne Arundel	Anne Arundel Co	\$2,331	\$2,331	\$2,207							\$124			
MD	Calvert	Calvert Co	\$110	\$110											\$110
MD	Carroll	Carroll Co													
MD	Charles	Charles Co	\$1,509			\$591	\$918								
MD	Frederick	Frederick Co	\$1,770			\$739	\$1,031								
MD	Harford	Harford Co													
MD	Howard	Howard Co	\$990	\$990	\$990										
MD	Montgomery	Montgomery Co	\$6,512	\$5,700	\$5,700	\$352	\$460								
MD	Queen Anne's	Queen Anne's Co	\$1,580	\$1,580							\$1,580				
MD	St. Mary's	St. Mary's Co													
MO	Clay/Jackson	Kansas City	\$1,049	\$1,049	\$1,049										
MO	Jackson	Lee's Summit	\$848	\$848	\$848										
MT	Gallatin	Bozeman	\$3,236	\$2,150	\$1,961	\$574	\$512				\$189				

Office per 1,000 sq. ft. (100,000 sq. ft. general office building; 0.25 FAR; 3" meter)															
State	County	Jurisdiction	Total	Non-Util	Roads	Water	Sewer	Drain	Parks	Library	Fire	Police	GenGov	Schools	Other
NC	Chatham	Chatham Co.	\$300			\$300									
NC	Durham	Durham	\$2,078	\$1,706	\$1,706	\$213	\$160								
NC	Orange	Orange Co.	\$1,502			\$555	\$947								
NC	Wake	Cary	\$2,543	\$1,833	\$1,833	\$235	\$475								
NC	Wake	Raleigh	\$1,323	\$596	\$596	\$363	\$363								
NE	Lancaster	Lincoln	\$3,821	\$3,620	\$3,620	\$134	\$67								
NH	Hillsborough	Manchester													
NH	Merrimack	Concord	\$1,430	\$1,430	\$1,430										
NH	Rockingham	Salem	\$560	\$560								\$560			
NH	Rockingham	Fremont													
NM	Bernalillo	Albuquerque	\$4,343	\$3,878	\$3,416	\$266	\$199	\$387				\$75			
NM	Bernalillo	Bernalillo Co	\$5,584	\$5,584	\$3,765			\$1,149			\$670				
NM	Dona Ana	Las Cruces	\$381			\$267	\$114								
NM	Lincoln	Ruidoso	\$943			\$614	\$329								
NM	Sandoval	Rio Rancho	\$5,785	\$4,895	\$3,094	\$522	\$368	\$1,430			\$335				\$36
NM	Santa Fe	Santa Fe	\$3,051	\$2,597	\$2,429	\$314	\$140				\$124	\$44			
NM	Santa Fe	Santa Fe County	\$335	\$335							\$335				
NM	Valencia	Los Lunas	\$375			\$146	\$229								
NV	Churchill	Churchill County													
NV	Clark	Las Vegas	\$1,461	\$1,007	\$923		\$454								\$84
NV	Clark	Mesquite	\$1,240	\$1,028	\$944		\$212								\$84
NV	Placer	Truckee	\$1,140	\$1,140							\$1,140				
NV	Washoe	Reno	\$3,991	\$3,991	\$3,991										
OH	Butler	Middletown													
OH	Delaware	Delaware (city)	\$3,096	\$1,330		\$904	\$862				\$574	\$240	\$516		
OH	Warren	Hamilton Township	\$4,956	\$4,956	\$4,562						\$244	\$150			
OK	Cleveland	Moore	\$250	\$250	\$250										
OR	Clackamas	Clackamas Co.	\$8,415	\$7,359	\$6,859		\$1,056							\$500	
OR	Clackamas	West Linn	\$11,445	\$9,391	\$8,048	\$1,102	\$952	\$682							\$661
OR	Deschutes	Bend	\$3,986	\$3,250	\$3,250	\$452	\$284								
OR	Josephine	Grants Pass	\$7,025	\$6,230	\$6,230	\$402	\$393								
OR	Lane	Eugene	\$3,793	\$3,471	\$2,589		\$322	\$372	\$510						
OR	Lane	Springfield	\$3,842	\$3,077	\$2,329		\$765	\$748							
OR	Marion	Salem	\$3,230	\$2,381	\$2,088	\$493	\$356	\$294							
OR	Marion	Silverton	\$2,282	\$1,360		\$441	\$481	\$1,360							
OR	Multnomah	Portland	\$4,963	\$4,057	\$3,300	\$252	\$654	\$308	\$449						
OR	Washington	Tigard	\$4,612	\$4,252	\$3,500	\$360			\$752						
OR	Washington	Washington Co	\$5,222	\$4,592	\$4,092		\$630	\$500							
PA	Montgomery	Towamencin Twp	\$6,549	\$3,274	\$3,274		\$571	\$161	\$500						\$300
SC	Beaufort	Beaufort Co	\$1,329	\$1,329	\$1,274						\$55				
SC	Beaufort	Hilton Head	\$4,132	\$3,262	\$3,262	\$384	\$486								
SC	Berkeley	Mt. Pleasant	\$2,447	\$1,540	\$1,100	\$187	\$720				\$190	\$120			\$130

Office per 1,000 sq. ft. (100,000 sq. ft. general office building; 0.25 FAR; 3" meter)															
State	County	Jurisdiction	Total	Non-Util	Roads	Water	Sewer	Drain	Parks	Library	Fire	Police	GenGov	Schools	Other
TN	Rutherford	La Vergne	\$376			\$80	\$296								
TN	Rutherford	Smyrna	\$2,839	\$2,839	\$2,529						\$310				
TN	Sumner	Portland													\$400
TN	Sumner	White House	\$1,550	\$1,550	\$929						\$247	\$374			
TN	Williamson	Franklin	\$4,973	\$3,661	\$1,891	\$474	\$838								\$1,770
TN	Williamson	Nolensville	\$2,753	\$2,753	\$753										\$2,000
TX	Brazos	College Station	\$180			\$123	\$57								
TX	Collin	Allen	\$1,022	\$750	\$750	\$192	\$80								
TX	Collin	McKinney	\$1,592	\$1,299	\$1,299	\$260	\$33								
TX	Denton	Denton	\$1,222			\$833	\$389								
TX	Tarrant	Arlington	\$1,495	\$1,253	\$1,253	\$135	\$107								
TX	Tarrant	Colleyville	\$1,280	\$779	\$779	\$399	\$103								
TX	Tarrant	Ft. Worth	\$2,244		\$2,015	\$189	\$40								
TX	Williamson	Georgetown	\$622			\$355	\$266								
UT	Cache	Logan	\$419	\$239	\$112	\$39	\$140	\$47			\$62	\$18			
UT	Davis	Layton	\$11,759	\$11,615	\$2,190	\$144		\$8,957			\$468				
UT	Salt Lake	Draper	\$3,329	\$3,117	\$2,331	\$212		\$137			\$542	\$107			
UT	Salt Lake	Salt Lake City	\$3,810	\$3,810	\$3,250						\$290	\$270			
UT	Salt Lake	Sandy City	\$1,199	\$756		\$443		\$416	\$49		\$206	\$85			
UT	Salt Lake	West Jordan City	\$3,407	\$2,684	\$1,470	\$421	\$302	\$934			\$200	\$80			
UT	Salt Lake	West Valley City	\$1,547	\$1,547	\$1,245			\$111			\$111	\$80			
UT	Tooele	Tooele	\$798	\$320		\$354	\$124					\$320			
UT	Utah	Payson	\$604	\$225		\$146	\$233				\$225				
UT	Utah	Provo	\$1,481	\$1,170	\$614	\$114	\$197	\$556							
VA	Loudoun	Leesburg	\$1,916			\$749	\$1,167								
VA	Stafford	Stafford Co	\$4,270	\$2,606	\$2,606	\$1,104	\$560								
VT	Chittenden	Burlington	\$1,468	\$1,468	\$604				\$373		\$177	\$314			
VT	Chittenden	Williston	\$447	\$447	\$447										
WA	Clark	Vancouver	\$2,576	\$2,046	\$2,046	\$530									
WA	Cowlitz	Woodland	\$933	\$510		\$195	\$228				\$510				
WA	King	King Co													
WA	King	Bellevue	\$874	\$874	\$874										
WA	King	Bothell	\$7,643	\$7,040	\$7,040	\$351	\$252								
WA	King	Issaquah	\$2,434	\$2,434	\$2,070						\$211	\$110	\$43		
WA	King	Kirkland	\$9,535	\$7,585	\$7,400	\$1,461	\$489	\$185							
WA	Kitsap	Kitsap Co	\$412	\$412	\$412										
WA	Pierce	Pierce Co	\$1,795	\$1,795	\$1,795										
WA	Skagit	Anacortes	\$3,721	\$2,394		\$192	\$1,135	\$2,394							
WA	Skagit	Burlington	\$4,168	\$3,875	\$2,707		\$294	\$441	\$500		\$227				
WA	Snohomish	Snohomish Co	\$2,318	\$2,318	\$2,318										
WA	Thurston	Olympia	\$6,460	\$6,460	\$6,460										
WA	Thurston	Turnwater	\$3,826	\$3,171	\$3,070		\$655				\$101				
WA	Whatcom	Bellingham	\$5,936	\$3,783	\$2,879	\$932	\$1,222	\$904							
WV	Jefferson	Jefferson Co	\$577	\$577							\$548	\$29			
WI	Dane	Fitchburg													
WI	Jefferson	Oconomowoc	\$1,497	\$808	\$358	\$140	\$549				\$225	\$225			
WI	Ozaukee	Cedarburg	\$543	\$221		\$228	\$94					\$221			
WI	St Croix	Hudson	\$1,536	\$404		\$864	\$268	\$404							

Office per 1,000 sq. ft. (100,000 sq. ft. general office building; 0.25 FAR; 3" meter)															
Summary	Total	Non-Util	Roads	Water	Sewer	Drain	Parks	Library	Fire	Police	GenGov	Schools	Other		
National Average	\$4,394	\$4,036	\$3,360	\$602	\$718	\$904	\$906	\$142	\$375	\$261	\$619	\$396	\$1,800		
Sample Size	261	244	205	127	136	59	27	4	127	98	65	15	47		
National Avg w/o CA	\$3,216	\$2,927	\$2,636	\$490	\$490	\$861	\$552		\$340	\$214	\$419		\$1,640		
Sample Size w/o CA	224	208	169	107	111	36	15		111	83	45		32		
State Average Fees															
AR	\$903	\$730	\$1,280	\$174	\$114	n/a	n/a	n/a	\$417	\$388	n/a	n/a	n/a		
AZ	\$3,615	\$3,081	\$2,108	\$577	\$524	\$294	\$167	\$60	\$525	\$284	\$555	n/a	\$516		
CA	\$11,523	\$10,439	\$6,761	\$1,207	\$1,729	\$972	\$1,349	\$169	\$612	\$523	\$1,069	\$388	\$2,140		
CO	\$6,546	\$5,863	\$3,142	\$1,215	\$518	\$689	\$2,150	n/a	\$353	\$263	\$217	n/a	\$19,697		
DE	\$1,759	\$453	n/a	n/a	\$1,306	n/a	n/a	n/a	\$297	\$14	\$142	n/a	n/a		
FL	\$3,425	\$3,147	\$3,374	\$385	\$599	\$98	n/a	n/a	\$274	\$216	\$332	n/a	\$240		
GA	\$932	\$882	\$830	\$213	\$288	n/a	\$143	n/a	\$201	\$31	n/a	n/a	\$694		
HI	\$3,403	\$3,403	\$3,403	n/a	n/a	n/a	n/a	n/a	n/a	n/a	n/a	n/a	n/a		
ID	\$3,698	\$3,146	\$2,964	\$207	\$897	n/a	n/a	n/a	\$210	\$70	n/a	n/a	\$14		
IL	\$2,494	\$2,494	\$2,494	n/a	n/a	n/a	n/a	n/a	n/a	n/a	n/a	n/a	n/a		
IN	\$2,706	\$2,406	\$2,406	n/a	\$600	n/a	n/a	n/a	n/a	n/a	n/a	n/a	n/a		
KS	\$1,961	\$1,621	\$1,097	\$465	\$555	\$1,160	\$122	n/a	n/a	n/a	n/a	n/a	\$165		
LA	\$2,373	\$2,069	\$1,484	n/a	\$608	\$1,170	n/a	n/a	n/a	n/a	n/a	n/a	n/a		
MD	\$2,115	\$2,142	\$2,966	\$561	\$803	n/a	n/a	n/a	\$1,580	\$124	n/a	n/a	\$110		
MO	\$949	\$949	\$949	n/a	n/a	n/a	n/a	n/a	n/a	n/a	n/a	n/a	n/a		
MT	\$3,236	\$2,150	\$1,961	\$574	\$512	n/a	n/a	n/a	\$189	n/a	n/a	n/a	n/a		
NC	\$1,549	\$1,378	\$1,378	\$333	\$486	n/a	n/a	n/a	n/a	n/a	n/a	n/a	n/a		
NE	\$3,821	\$3,620	\$3,620	\$134	\$67	n/a	n/a	n/a	n/a	n/a	n/a	n/a	n/a		
NH	\$995	\$995	\$1,430	n/a	n/a	n/a	n/a	n/a	n/a	\$560	n/a	n/a	n/a		
NM	\$2,600	\$3,458	\$3,176	\$355	\$230	\$989	n/a	n/a	\$366	\$60	n/a	n/a	\$36		
NV	\$1,958	\$1,792	\$1,953	n/a	\$333	n/a	n/a	n/a	\$1,140	n/a	n/a	n/a	\$84		
OH	\$4,026	\$3,143	\$4,562	\$904	\$862	n/a	n/a	n/a	\$409	\$195	\$516	n/a	n/a		
OK	\$250	\$250	\$250	n/a	n/a	n/a	n/a	n/a	n/a	n/a	n/a	n/a	n/a		
OR	\$5,347	\$4,493	\$4,228	\$500	\$589	\$609	\$570	n/a	n/a	n/a	n/a	\$500	\$661		
PA	\$6,549	\$3,274	\$3,274	n/a	\$571	\$161	\$500	n/a	n/a	n/a	n/a	n/a	\$300		
SC	\$2,636	\$2,043	\$1,878	\$285	\$603	n/a	n/a	n/a	\$123	\$120	n/a	n/a	\$130		
TN	\$2,498	\$2,701	\$1,526	\$277	\$567	n/a	n/a	n/a	\$279	\$374	n/a	n/a	\$1,390		
TX	\$1,207	\$1,020	\$1,219	\$311	\$135	n/a	n/a	n/a	n/a	n/a	n/a	n/a	n/a		
UT	\$2,835	\$2,549	\$1,602	\$234	\$199	\$1,594	\$49	n/a	\$263	\$137	n/a	n/a	n/a		
VA	\$3,093	\$2,606	\$2,606	\$927	\$863	n/a	n/a	n/a	n/a	n/a	n/a	n/a	n/a		
VT	\$958	\$958	\$526	n/a	n/a	n/a	\$373	n/a	\$177	\$314	n/a	n/a	n/a		
WA	\$3,759	\$3,193	\$3,256	\$610	\$611	\$981	\$500	n/a	\$262	\$110	\$43	n/a	n/a		
WV	\$577	\$577	n/a	n/a	n/a	n/a	n/a	n/a	\$548	\$29	n/a	n/a	n/a		
WI	\$1,192	\$478	\$358	\$411	\$304	\$404	n/a	n/a	\$225	\$223	n/a	n/a	n/a		

Industrial per 1,000 sq. ft. (100,001 sq. ft. building; 0.15 FAR; 3" meter)																
State	County	Jurisdiction	Total	Non-Util	Roads	Water	Sewer	Drain	Parks	Library	Fire	Police	GenGov	Schools	Other	
AR	Benton	Bentonville	\$538	\$190		\$191	\$156				\$190					
AR	Benton	Lowell	\$469	\$420			\$49				\$420					
AR	Faulkner	Conway	\$808	\$808	\$808											
AR	Washington	Fayetteville	\$566	\$272		\$156	\$138				\$117	\$155				
AZ	Cochise	Sierra Vista	\$720	\$720	\$640						\$40	\$40				
AZ	Gila	Sedona	\$2,307	\$2,307	\$1,410			\$517				\$100	\$280			
AZ	Maricopa	Avondale	\$3,325	\$2,168	\$672	\$562	\$595				\$668	\$214	\$614			
AZ	Maricopa	Buckeye	\$1,840	\$1,453	\$232	\$240	\$148				\$676	\$376	\$169			
AZ	Maricopa	Chandler	\$3,881	\$2,030	\$1,660	\$981	\$870				\$180	\$90	\$100			
AZ	Maricopa	Fountain Hills	\$981	\$981	\$62						\$62	\$276	\$581			
AZ	Maricopa	Gilbert	\$3,675	\$1,712	\$405	\$1,024	\$939				\$586	\$343	\$378			
AZ	Maricopa	Glendale	\$3,364	\$2,375	\$1,228	\$733	\$256				\$280	\$171	\$630		\$66	
AZ	Maricopa	Goodyear	\$3,398	\$2,320	\$480	\$643	\$435				\$720	\$110	\$700		\$310	
AZ	Maricopa	Mesa	\$1,878	\$1,097		\$355	\$425	\$238			\$215	\$318	\$326			
AZ	Maricopa	Peoria	\$5,871	\$5,297	\$3,665	\$390	\$184				\$654	\$434	\$544			
AZ	Maricopa	Phoenix	\$2,008	\$822	\$416	\$857	\$329				\$165	\$216	\$25			
AZ	Maricopa	Scottsdale	\$2,206	\$555		\$1,032	\$619	\$555								
AZ	Maricopa	Surprise	\$3,563	\$2,973	\$1,316	\$356	\$234				\$640	\$78	\$513		\$426	
AZ	Maricopa	Tempe	\$825			\$426	\$399									
AZ	Mojave	Bullhead City	\$114			\$114										
AZ	Navajo	Show Low	\$1,129	\$464	\$525	\$140	\$464									
AZ	Pima	Pima County	\$2,894	\$2,076	\$2,076		\$818									
AZ	Pima	Marana	\$347			\$347										
AZ	Pima	Oro Valley	\$2,567	\$851	\$689	\$1,716						\$22	\$140			
AZ	Pima	Tucson	\$3,675	\$3,423	\$2,196	\$252					\$269	\$699	\$259			
AZ	Pinal	Apache Junction	\$3,097	\$2,630	\$2,260	\$147	\$320					\$270	\$100			
AZ	Pinal	Casa Grande	\$3,939	\$3,511	\$1,373		\$428				\$451	\$67	\$605		\$1,015	
AZ	Pinal	Eloy	\$953	\$629		\$183	\$141					\$77	\$552			
AZ	Pinal	Florence	\$2,438	\$1,645	\$425	\$356	\$438		\$92	\$34	\$371	\$101	\$91		\$531	
AZ	Pinal	Queen Creek	\$2,716	\$2,188	\$770		\$528				\$190	\$39	\$1,189			
AZ	Yavapai	Yavapai County														
AZ	Yavapai	Chino Valley	\$4,541	\$3,080	\$2,670	\$84	\$1,377				\$180	\$160	\$70			
AZ	Yavapai	Prescott	\$2,721	\$469	\$469	\$1,728	\$524									
AZ	Yuma	Yuma	\$3,078	\$1,418	\$714	\$607	\$1,052				\$169	\$199	\$285		\$51	
CA	Alameda	Fremont	\$4,408	\$4,408	\$3,552						\$117		\$739			
CA	Alameda	Hayward	\$3,877	\$3,877	\$1,440	\$916	\$1,161							\$360		
CA	Alameda	Livermore	\$17,819	\$17,819	\$9,947	\$550	\$5,573	\$460	\$693					\$420	\$176	
CA	Alameda	San Leandro	\$2,216	\$2,216	\$1,040		\$586							\$470	\$120	
CA	Contra Costa	Orinda	\$4,890	\$4,890	\$2,470			\$2,420								
CA	El Dorado	El Dorado Co	\$3,240	\$3,240	\$1,660						\$1,160			\$420		
CA	Fresno	Clovis	\$17,391	\$15,480	\$12,611	\$667	\$1,244		\$1,590		\$625	\$100			\$554	
CA	Kern	Bakersfield	\$2,576	\$1,984	\$1,296		\$592							\$360	\$328	
CA	Los Angeles	Lancaster	\$2,353	\$2,353	\$670			\$760			\$876		\$47			
CA	Los Angeles	Long Beach	\$1,870	\$1,870	\$1,100						\$132	\$218		\$420		
CA	Monterey	Salinas	\$6,539	\$2,977	\$2,105		\$3,561	\$872								
CA	Napa	St. Helena	\$24,410	\$12,300	\$5,500	\$6,740	\$5,370	\$2,680				\$1,150	\$1,450	\$360	\$1,160	
CA	Orange	Brea	\$9,791	\$7,618	\$7,440	\$2,173					\$138	\$40				
CA	Placer	Rocklin	\$7,745	\$7,745	\$6,669			\$106					\$970			
CA	Sacramento	Citrus Heights	\$5,872	\$4,680	\$3,640		\$1,192		\$90					\$340	\$610	
CA	Sacramento	Elk Grove	\$13,322	\$9,457	\$4,893	\$377	\$3,488	\$2,986	\$410		\$448	\$30	\$50		\$640	

Industrial per 1,000 sq. ft. (100,000 sq. ft. building; 0.15 FAR; 3" meter)																
State	County	Jurisdiction	Total	Non-Util	Roads	Water	Sewer	Drain	Parks	Library	Fire	Police	GenGov	Schools	Other	
CA	Sacramento	Sacramento	\$11,344	\$9,872	\$2,162	\$280	\$1,192		\$160					\$394	\$7,156	
CA	San Bernardino	Highland	\$8,919	\$8,919	\$8,398			\$222			\$57	\$7	\$235			
CA	San Bernardino	Redlands	\$2,622	\$2,622	\$1,812			\$150		\$50	\$240	\$150	\$220			
CA	San Bernardino	Rialto	\$3,889	\$3,240	\$2,220	\$510	\$139	\$790	\$120		\$10	\$20	\$80			
CA	San Diego	Carlsbad	\$6,897	\$5,588	\$907	\$813	\$496	\$763					\$3,500		\$418	
CA	San Diego	Escondido	\$4,463	\$2,950	\$340	\$883	\$630	\$700					\$1,610		\$300	
CA	San Diego	San Diego	\$2,623			\$903	\$660							\$420	\$640	
CA	San Joaquin	Lodi	\$12,057	\$10,893	\$4,694	\$214	\$950	\$4,013	\$1,048		\$203	\$97	\$838			
CA	San Joaquin	Ripon	\$21,499	\$13,699	\$7,449	\$2,867	\$4,933	\$2,667	\$667		\$933	\$400	\$723	\$470	\$390	
CA	San Luis Obispo	Paso Robles	\$6,273	\$4,185	\$3,565	\$1,200	\$888	\$430			\$50	\$20	\$120			
CA	San Luis Obispo	San Luis Obispo	\$4,777	\$1,915	\$1,915	\$2,289	\$573									
CA	Santa Barbara	Carpinteria	\$15,775	\$15,775	\$11,560			\$2,040	\$1,580				\$220	\$330	\$45	
CA	Santa Barbara	Santa Maria	\$7,358	\$4,394	\$3,620	\$1,612	\$1,352		\$24	\$155	\$59	\$368	\$168			
CA	Santa Clara	Gilroy	\$11,586	\$6,782	\$5,178	\$838	\$3,966	\$210					\$1,394			
CA	Santa Clara	Palo Alto	\$24,661	\$23,461	\$2,775		\$1,200		\$4,473	\$203					\$16,010	
CA	Santa Cruz	Santa Cruz Co	\$4,452	\$4,452	\$2,312			\$2,140								
CA	Santa Cruz	Scotts Valley	\$9,799	\$9,799	\$5,610		\$982	\$150				\$2,917	\$140			
CA	Shasta	Redding	\$7,755	\$7,755	\$4,692	\$1,102	\$1,107	\$374			\$480					
CA	Solano	Vacaville	\$16,245	\$16,245	\$2,627	\$1,773	\$8,842	\$1,502			\$188	\$190	\$204	\$330	\$588	
CA	Sonoma	Windsor	\$9,444	\$9,444	\$4,171	\$129	\$2,189	\$2,334					\$621			
CA	Yolo	Davis	\$1,682	\$1,682	\$480			\$118	\$223			\$280	\$241	\$340		
CO	Adams	Adams Co	\$776	\$776	\$776											
CO	Adams	Commerce City	\$1,479	\$1,479	\$1,146				\$333							
CO	Boulder	Boulder	\$8,954	\$6,250	\$2,480	\$2,167	\$537	\$2,340			\$360	\$450	\$130		\$490	
CO	Eagle	Eagle Co	\$3,674	\$3,674	\$3,190						\$484					
CO	Eagle	Basalt	\$1,518	\$1,000	\$1,000	\$518										
CO	El Paso	Colorado Springs	\$2,841	\$1,084	\$1,084	\$1,492	\$266	\$1,084								
CO	Fremont	Canon City	\$152	\$152							\$152					
CO	Jefferson	Jefferson Co	\$2,060	\$2,060	\$2,060											
CO	La Plata	Durango	\$3,886	\$3,162	\$3,162	\$558	\$166									
CO	Larimer	Larimer Co	\$2,538	\$2,538	\$2,538											
CO	Larimer	Loveland	\$3,349	\$2,038	\$1,812	\$896	\$414	\$106			\$30	\$40	\$50			
CO	Larimer	Ft. Collins	\$5,615	\$2,975	\$2,042	\$1,425	\$1,215	\$773			\$57	\$39	\$64			
CO	Mesa	Mesa Co	\$1,249	\$1,249	\$1,249											
CO	Pitkin	Pitkin Co	\$17,064	\$17,064	\$2,850				\$4,100						\$10,114	
CO	Weld	Weld Co	\$2,013	\$2,013	\$1,618			\$300					\$95			
CO	Weld	Windsor	\$4,305	\$2,860	\$1,880	\$932	\$513	\$980								
CO	Weld	Greeley	\$1,733	\$1,733	\$1,144			\$136			\$403	\$50				
DE	New Castle	New Castle Co	\$1,578	\$272			\$1,306				\$177	\$7	\$88			
FL	Alachua	Alachua Co	\$2,933	\$2,933	\$2,857						\$76					
FL	Brevard	Brevard Co	\$78	\$78							\$44				\$34	
FL	Brevard	Cocoa	\$212	\$52		\$160					\$18				\$34	
FL	Brevard	Melbourne	\$128	\$128							\$18		\$76		\$34	
FL	Brevard	Palm Bay	\$210	\$210							\$157	\$19			\$34	
FL	Brevard	Rockledge	\$52	\$52							\$18				\$34	
FL	Broward	Broward Co	\$358	\$358	\$358											
FL	Broward	Ft. Lauderdale														
FL	Charlotte	Charlotte Co	\$1,539	\$1,539	\$1,287						\$69	\$32	\$151			
FL	Citrus	Citrus Co	\$718	\$718							\$235	\$123	\$360			

Industrial per 1,000 sq. ft. (100,000 sq. ft. building; 0.15 FAR; 3" meter)																
State	County	Jurisdiction	Total	Non-Util	Roads	Water	Sewer	Drain	Parks	Library	Fire	Police	GenGov	Schools	Other	
FL	Clay	Clay Co														
FL	Collier	Collier Co	\$7,696	\$6,565	\$5,261	\$572	\$559				\$664	\$112	\$351		\$177	
FL	Columbia	Columbia Co														
FL	Dade	Miami/Dade Co	\$2,371	\$2,371	\$807						\$1,222	\$342				
FL	Dade	Miami	\$404	\$404							\$210	\$107	\$87			
FL	DeSoto	DeSoto Co														
FL	Flagler	Flagler Co	\$794	\$794	\$794											
FL	Flagler	Palm Coast	\$3,339	\$2,553	\$2,011	\$389	\$397				\$542					
FL	Gilchrist	Gilchrist Co	\$560	\$560	\$500								\$60			
FL	Glades	Glades Co														
FL	Hardee	Hardee Co														
FL	Hendry	Hendry Co														
FL	Hernando	Hernando Co	\$1,089	\$1,089	\$935						\$45	\$37	\$72			
FL	Highlands	Highlands Co														
FL	Hillsborough	Hillsborough Co	\$1,571	\$1,003	\$994	\$264	\$304				\$9					
FL	Hillsborough	Plant City	\$1,240	\$622	\$278	\$119	\$499				\$139	\$205				
FL	Hillsborough	Tampa	\$1,359	\$1,359	\$1,359											
FL	Indian River	Indian River Co	\$1,318	\$1,318	\$1,318											
FL	Lake	Lake Co	\$104	\$104							\$104					
FL	Lake	Eustis	\$2,127	\$367		\$430	\$1,330				\$189	\$178				
FL	Lee	Lee Co	\$6,452	\$6,452	\$6,195						\$257					
FL	Lee	Bonita Springs	\$5,914	\$5,914	\$5,666						\$248					
FL	Lee	Cape Coral	\$3,457	\$2,636	\$2,310	\$538	\$284				\$162	\$163				
FL	Lee	Ft. Myers	\$7,089	\$6,399	\$6,195	\$354	\$335				\$204					
FL	Levy	Levy Co	\$789	\$789	\$709						\$80					
FL	Manatee	Manatee Co	\$2,185	\$2,185	\$1,996						\$61	\$128				
FL	Marion	Marion Co	\$119	\$119							\$119					
FL	Martin	Martin Co	\$2,008	\$2,008	\$1,601						\$114	\$136	\$157			
FL	Monroe	Monroe Co	\$543	\$543	\$406						\$64	\$19			\$54	
FL	Nassau	Nassau Co	\$0	\$0												
FL	Okaloosa	Destin	\$894	\$894	\$888							\$6				
FL	Orange	Orange Co.	\$3,514	\$3,514	\$3,420						\$44	\$51				
FL	Orange	Ocoee	\$6,328	\$4,129	\$3,329	\$555	\$1,645				\$470	\$330				
FL	Orange	Orlando	\$2,891	\$2,485	\$2,225		\$406				\$260					
FL	Orange	Winter Garden	\$3,631	\$2,514	\$1,404	\$438	\$680				\$610	\$500				
FL	Osceola	Osceola Co	\$5,932	\$5,932	\$5,882						\$50					
FL	Palm Beach	Palm Beach Co	\$1,263	\$1,263	\$1,064						\$145	\$5	\$49			
FL	Palm Beach	Palm Beach Gardens	\$1,915	\$1,915	\$1,432						\$414	\$20	\$49			
FL	Pasco	Pasco Co	\$4,584	\$3,941	\$3,151	\$234	\$410				\$549				\$241	
FL	Pinellas	Pinellas Co	\$1,470	\$1,414	\$1,414	\$56										
FL	Polk	Polk Co	\$0	\$0												
FL	Polk	Lakeland	\$945	\$945	\$675						\$100	\$170				
FL	Putnam	Putnam Co														
FL	Santa Rosa	Santa Rosa Co														
FL	St Johns	St. Johns Co	\$3,017	\$3,017	\$2,773						\$16	\$76	\$152			
FL	St Lucie	St. Lucie Co	\$814	\$814	\$639						\$70	\$56	\$49			
FL	Sarasota	Sarasota Co	\$5,446	\$4,496	\$3,973	\$544	\$406				\$106	\$61	\$106		\$250	
FL	Sarasota	North Port	\$5,686	\$5,686	\$4,714						\$581	\$193	\$198			
FL	Seminole	Seminole Co	\$768	\$768	\$762						\$6					

Industrial per 1,000 sq. ft. (100,000 sq. ft. building; 0.15 FAR; 3" meter)																
State	County	Jurisdiction	Total	Non-Util	Roads	Water	Sewer	Drain	Parks	Library	Fire	Police	GenGov	Schools	Other	
FL	Seminole	Altamonte Springs	\$820	\$820	\$725						\$6	\$89				
FL	Seminole	Winter Springs	\$6,121	\$6,121	\$3,404						\$1,300	\$492	\$925			
FL	Sumter	Sumter Co	\$1,674	\$1,674	\$1,584						\$90					
FL	Volusia	Volusia Co	\$1,370	\$1,370	\$1,220						\$150					
FL	Volusia	Daytona Beach	\$2,273	\$2,273	\$1,434						\$145	\$245	\$449			
FL	Volusia	Deland	\$2,321	\$1,489	\$1,220	\$349	\$483				\$51	\$15	\$203			
FL	Volusia	Deltona	\$2,694	\$868	\$721	\$543	\$1,283				\$95	\$52				
FL	Volusia	Ormond Beach	\$2,064	\$1,412	\$1,307	\$330	\$322	\$105								
FL	Volusia	Port Orange	\$2,989	\$2,077	\$1,877	\$676	\$236				\$200					
GA	Cherokee	Canton	\$522	\$522	\$134				\$173		\$173	\$43				
GA	Cherokee	Cherokee Co	\$108	\$108	\$40						\$45	\$23				
GA	Effingham	Effingham Co	\$881	\$380	\$370	\$213	\$288					\$10				
GA	Forsyth	Forsyth Co	\$52	\$52							\$52					
GA	Fulton	Alpharetta	\$799	\$799	\$513				\$14		\$272					
GA	Fulton	Atlanta	\$1,255	\$1,255	\$1,025				\$169		\$47	\$14				
GA	Fulton	Roswell	\$606	\$606	\$177						\$429					
GA	Hall	Hall Co	\$119	\$119											\$119	
GA	Henry	Henry Co	\$499	\$499											\$499	
GA	Henry	McDonough	\$476	\$476											\$476	
HI	Honolulu	Honolulu	\$2,019	\$2,019	\$2,019											
ID	Ada	Boise	\$3,589	\$3,589	\$3,319						\$210	\$60				
ID	Kootenai	Post Falls	\$1,678	\$574	\$520	\$207	\$897					\$40			\$14	
IL	DeKalb	DeKalb (city)														
IL	DuPage	DuPage County	\$1,049	\$1,049	\$1,049											
IL	Kane	Kane County	\$1,774	\$1,774	\$1,774											
IN	Hamilton	Fishers	\$1,782	\$1,652	\$1,652		\$130									
IN	Hamilton	Noblesville	\$1,394	\$1,394	\$1,394											
KS	Johnson	Lenexa	\$2,882	\$2,882	\$1,607			\$1,160	\$115							
KS	Johnson	Olathe	\$2,907	\$1,887	\$1,817	\$465	\$555		\$70							
KS	Johnson	Overland Park	\$1,433	\$1,433	\$1,433											
LA	E Baton Rouge	Baton Rouge	\$883	\$275	\$275		\$608									
LA	St Tammany	St Tammany Parish	\$2,132	\$2,132	\$1,254			\$878								
MD	Anne Arundel	Anne Arundel Co	\$1,634	\$1,634	\$1,576							\$58				
MD	Calvert	Calvert Co	\$110	\$110											\$110	
MD	Carroll	Carroll Co														
MD	Charles	Charles Co	\$1,509			\$591	\$918									
MD	Frederick	Frederick Co	\$1,770			\$739	\$1,031									
MD	Harford	Harford Co														
MD	Howard	Howard Co	\$480	\$480	\$480											
MD	Montgomery	Montgomery Co	\$3,662	\$2,850	\$2,850	\$352	\$460									
MD	Queen Anne's	Queen Anne's Co	\$1,008	\$1,008							\$1,008					
MD	St. Mary's	St. Mary's Co														
MO	Clay/Jackson	Kansas City	\$647	\$647	\$647											
MO	Jackson	Lee's Summit	\$743	\$743	\$743											
MT	Gallatin	Bozeman	\$2,731	\$1,645	\$1,456	\$574	\$512				\$189					

Industrial per 1,000 sq. ft. (100,000 sq. ft. building; 0.15 FAR; 3" meter)																
State	County	Jurisdiction	Total	Non-Util	Roads	Water	Sewer	Drain	Parks	Library	Fire	Police	GenGov	Schools	Other	
NC	Chatham	Chatham Co.	\$300			\$300										
NC	Durham	Durham	\$1,082	\$709	\$709	\$213	\$160									
NC	Orange	Orange Co.	\$1,502			\$555	\$947									
NC	Wake	Cary	\$1,841	\$1,131	\$1,131	\$235	\$475									
NC	Wake	Raleigh	\$1,609	\$246	\$246	\$682	\$682									
NE	Lancaster	Lincoln	\$2,421	\$2,220	\$2,220	\$134	\$67									
NH	Hillsborough	Manchester														
NH	Merrimack	Concord	\$910	\$910	\$910											
NH	Rockingham	Salem	\$300	\$300							\$300					
NH	Rockingham	Fremont														
NM	Bernalillo	Albuquerque	\$4,538	\$4,073	\$3,345	\$266	\$199	\$645				\$83				
NM	Bernalillo	Bernalillo Co	\$5,029	\$5,029	\$2,384			\$1,915			\$730					
NM	Dona Ana	Las Cruces	\$381			\$267	\$114									
NM	Lincoln	Ruidoso	\$943			\$614	\$329									
NM	Sandoval	Rio Rancho	\$4,475	\$3,585	\$1,955	\$522	\$368	\$1,430			\$177				\$23	
NM	Santa Fe	Santa Fe	\$2,164	\$1,710	\$1,610	\$314	\$140				\$74	\$26				
NM	Santa Fe	Santa Fe County	\$460	\$460							\$460					
NM	Valencia	Los Lunas	\$375			\$146	\$229									
NV	Churchill	Churchill County														
NV	Clark	Las Vegas	\$1,395	\$941	\$857		\$454								\$84	
NV	Clark	Mesquite	\$1,343	\$1,131	\$1,047		\$212								\$84	
NV	Placer	Truckee	\$570	\$570							\$570					
NV	Washoe	Reno	\$2,534	\$2,534	\$2,534											
OH	Butler	Middletown														
OH	Delaware	Delaware (city)	\$2,583	\$817		\$904	\$862				\$359	\$135	\$323			
OH	Warren	Hamilton Township	\$3,759	\$3,759	\$3,512						\$153	\$94				
OK	Cleveland	Moore	\$360	\$360	\$360											
OR	Clackamas	Clackamas Co.	\$5,895	\$4,839	\$4,339		\$1,056							\$500		
OR	Clackamas	West Linn	\$11,445	\$9,391	\$8,048	\$1,102	\$952	\$682							\$661	
OR	Deschutes	Bend	\$5,106	\$4,370	\$4,370	\$452	\$284									
OR	Josephine	Grants Pass	\$2,249	\$1,454	\$1,454	\$402	\$393									
OR	Lane	Eugene	\$2,446	\$2,124	\$1,629		\$322	\$372	\$123							
OR	Lane	Springfield	\$2,768	\$2,304	\$1,556		\$464	\$748								
OR	Marion	Salem	\$2,464	\$1,615	\$1,322	\$493	\$356	\$294								
OR	Marion	Silverton	\$1,801	\$1,360		\$441		\$1,360								
OR	Multnomah	Portland	\$3,445	\$2,539	\$2,008		\$654	\$308	\$223							
OR	Washington	Tigard	\$2,339	\$1,979	\$1,652	\$360			\$327							
OR	Washington	Washington Co	\$3,541	\$2,912	\$2,412		\$630	\$500								
PA	Montgomery	Towamencin Twp	\$2,154	\$2,154	\$2,154		\$171	\$161	\$500						\$300	
SC	Beaufort	Beaufort Co	\$951	\$951	\$896						\$55					
SC	Beaufort	Hilton Head	\$2,361	\$1,491	\$1,491	\$384	\$486									
SC	Berkeley	Mt. Pleasant	\$1,957	\$1,050	\$700	\$187	\$720				\$190	\$30			\$130	

Industrial per 1,000 sq. ft. (100,000 sq. ft. building; 0.15 FAR; 3" meter)																
State	County	Jurisdiction	Total	Non-Util	Roads	Water	Sewer	Drain	Parks	Library	Fire	Police	GenGov	Schools	Other	
TN	Rutherford	La Vergne	\$376			\$80	\$296									
TN	Rutherford	Smyrna	\$1,651	\$1,651	\$1,455						\$196					
TN	Sumner	Portland	\$400	\$400										\$400		
TN	Sumner	White House	\$977	\$977	\$278						\$119	\$180		\$400		
TN	Williamson	Franklin	\$4,595	\$3,283	\$1,513	\$474	\$838								\$1,770	
TN	Williamson	Nolensville	\$2,498	\$2,498	\$498										\$2,000	
TX	Brazos	College Station	\$180			\$123	\$57									
TX	Collin	Allen	\$872	\$600	\$600	\$192	\$80									
TX	Collin	McKinney	\$607	\$313	\$313	\$260	\$33									
TX	Denton	Denton	\$1,222			\$833	\$389									
TX	Tarrant	Arlington	\$715	\$473	\$473	\$135	\$107									
TX	Tarrant	Colleyville	\$2,623	\$2,122	\$2,122	\$399	\$103									
TX	Tarrant	Ft. Worth	\$1,444		\$1,215	\$189	\$40									
TX	Williamson	Georgetown	\$622			\$355	\$266									
UT	Cache	Logan	\$362	\$183	\$59	\$39	\$140	\$79			\$35	\$10				
UT	Davis	Layton	\$11,727	\$11,583	\$2,552	\$144		\$8,957			\$74					
UT	Salt Lake	Draper	\$1,796	\$1,584	\$1,275	\$212		\$228			\$43	\$38				
UT	Salt Lake	Salt Lake City	\$1,810	\$1,810	\$1,250						\$290	\$270				
UT	Salt Lake	Sandy City	\$1,352	\$909		\$443		\$694	\$31		\$130	\$54				
UT	Salt Lake	West Jordan City	\$2,607	\$1,884	\$770	\$421	\$302	\$934			\$130	\$50				
UT	Salt Lake	West Valley City	\$1,086	\$1,086	\$815			\$185			\$50	\$36				
UT	Tooele	Tooele	\$798	\$320		\$354	\$124					\$320				
UT	Utah	Payson	\$604	\$225		\$146	\$233				\$225					
UT	Utah	Provo	\$1,256	\$945	\$389	\$114	\$197	\$556								
VA	Loudoun	Leesburg	\$1,916			\$749	\$1,167									
VA	Stafford	Stafford Co	\$3,174	\$1,510	\$1,510	\$1,104	\$560									
VT	Chittenden	Burlington	\$1,099	\$1,099	\$235				\$376		\$174	\$314				
VT	Chittenden	Williston	\$294	\$294	\$294											
WA	Clark	Vancouver	\$1,825	\$1,295	\$1,295	\$530										
WA	Cowlitz	Woodland	\$933	\$510		\$195	\$228				\$510					
WA	King	King Co														
WA	King	Bellevue	\$588	\$588	\$588											
WA	King	Bothell	\$5,113	\$4,510	\$4,510	\$351	\$252									
WA	King	Issaquah	\$1,714	\$1,714	\$1,350						\$211	\$110	\$43			
WA	King	Kirkland	\$8,035	\$6,085	\$5,900	\$1,461	\$489	\$185								
WA	Kitsap	Kitsap Co	\$211	\$211	\$211											
WA	Pierce	Pierce Co	\$1,582	\$1,582	\$1,582											
WA	Skagit	Anacortes	\$3,721	\$2,394		\$192	\$1,135	\$2,394								
WA	Skagit	Burlington	\$3,224	\$2,930	\$1,762		\$294	\$441	\$500		\$227					
WA	Snohomish	Snohomish Co	\$1,467	\$1,467	\$1,467											
WA	Thurston	Olympia	\$3,740	\$3,740	\$3,740											
WA	Thurston	Tumwater	\$2,286	\$1,631	\$1,530		\$655				\$101					
WA	Whatcom	Bellingham	\$5,534	\$3,381	\$1,874	\$932	\$1,222	\$1,507								
WV	Jefferson	Jefferson Co	\$356	\$356							\$338	\$18				
WI	Dane	Fitchburg														
WI	Jefferson	Oconomowoc	\$1,067	\$378	\$176	\$140	\$549				\$102	\$100				
WI	Ozaukee	Cedarburg	\$543	\$221		\$228	\$94					\$221				
WI	St Croix	Hudson	\$2,560	\$673		\$1,440	\$447	\$673								

Industrial per 1,000 sq. ft. (100,000 sq. ft. building; 0.15 FAR; 3" meter)																
Summary		Total	Non-Util	Roads	Water	Sewer	Drain	Parks	Library	Fire	Police	GenGov	Schools	Other		
	National Average	\$3,137	\$2,690	\$2,060	\$627	\$786	\$1,073	\$675	\$111	\$262	\$181	\$400	\$396	\$1,096		
	Sample Size	262	245	205	127	135	59	27	4	127	98	65	17	45		
	National Avg w/o CA	\$2,220	\$1,877	\$1,655	\$493	\$484	\$956	\$476	\$34	\$248	\$141	\$276		\$672		
	Sample Size w/o CA	225	209	169	107	110	36	15	1	111	83	45		30		
State Average Fees																
AR		\$595	\$423	\$808	\$174	\$114	n/a	n/a	n/a	\$242	\$155	n/a	n/a	n/a		
AZ		\$2,553	\$1,892	\$1,146	\$577	\$524	\$437	\$92	\$34	\$362	\$200	\$388	n/a	\$400		
CA		\$8,715	\$7,405	\$3,959	\$1,342	\$2,115	\$1,256	\$923	\$136	\$357	\$399	\$679	\$388	\$1,942		
CO		\$3,718	\$3,065	\$1,930	\$1,141	\$518	\$817	\$2,217	n/a	\$248	\$145	\$85	n/a	\$5,302		
DE		\$1,578	\$272	n/a	n/a	\$1,306	n/a	n/a	n/a	\$177	\$7	\$88	n/a	n/a		
FL		\$2,244	\$1,966	\$2,067	\$385	\$599	\$105	n/a	n/a	\$219	\$137	\$206	n/a	\$99		
GA		\$532	\$482	\$376	\$213	\$288	n/a	\$119	n/a	\$170	\$23	n/a	n/a	\$365		
HI		\$2,019	\$2,019	\$2,019	n/a	n/a	n/a	n/a	n/a	n/a	n/a	n/a	n/a	n/a		
ID		\$2,633	\$2,081	\$1,919	\$207	\$897	n/a	n/a	n/a	\$210	\$50	n/a	n/a	\$14		
IL		\$1,412	\$1,412	\$1,412	n/a	n/a	n/a	n/a	n/a	n/a	n/a	n/a	n/a	n/a		
IN		\$1,588	\$1,523	\$1,523	n/a	\$130	n/a	n/a	n/a	n/a	n/a	n/a	n/a	n/a		
KS		\$2,407	\$2,067	\$1,619	\$465	\$555	\$1,160	\$92	n/a	n/a	n/a	n/a	n/a	n/a		
LA		\$1,507	\$1,204	\$765	n/a	\$608	\$878	n/a	n/a	n/a	n/a	n/a	n/a	n/a		
MD		\$1,453	\$1,216	\$1,635	\$561	\$803	n/a	n/a	n/a	\$1,008	\$58	n/a	n/a	\$110		
MO		\$695	\$695	\$695	n/a	n/a	n/a	n/a	n/a	n/a	n/a	n/a	n/a	n/a		
MT		\$2,731	\$1,645	\$1,456	\$574	\$512	n/a	n/a	n/a	\$189	n/a	n/a	n/a	n/a		
NC		\$1,267	\$695	\$695	\$397	\$566	n/a	n/a	n/a	n/a	n/a	n/a	n/a	n/a		
NE		\$2,421	\$2,220	\$2,220	\$134	\$67	n/a	n/a	n/a	n/a	n/a	n/a	n/a	n/a		
NH		\$605	\$605	\$910	n/a	n/a	n/a	n/a	n/a	n/a	\$300	n/a	n/a	n/a		
NM		\$2,296	\$2,971	\$2,324	\$355	\$230	\$1,330	n/a	n/a	\$360	\$55	n/a	n/a	\$23		
NV		\$1,461	\$1,294	\$1,479	n/a	\$333	n/a	n/a	n/a	\$570	n/a	n/a	n/a	\$84		
OH		\$3,171	\$2,288	\$3,512	\$904	\$862	n/a	n/a	n/a	\$256	\$115	\$323	n/a	n/a		
OK		\$360	\$360	\$360	n/a	n/a	n/a	n/a	n/a	n/a	n/a	n/a	n/a	n/a		
OR		\$3,955	\$3,171	\$2,879	\$500	\$568	\$609	\$224	n/a	n/a	n/a	n/a	\$500	\$661		
PA		\$2,154	\$2,154	\$2,154	n/a	\$171	\$161	\$500	n/a	n/a	n/a	n/a	n/a	\$300		
SC		\$1,756	\$1,164	\$1,029	\$285	\$603	n/a	n/a	n/a	\$123	\$30	n/a	n/a	\$130		
TN		\$1,750	\$1,762	\$936	\$277	\$567	n/a	n/a	n/a	\$158	\$180	n/a	\$400	\$1,885		
TX		\$1,036	\$877	\$945	\$311	\$135	n/a	n/a	n/a	n/a	n/a	n/a	n/a	n/a		
UT		\$2,340	\$2,053	\$1,016	\$234	\$199	\$1,662	\$31	n/a	\$122	\$111	n/a	n/a	n/a		
VA		\$2,545	\$1,510	\$1,510	\$927	\$863	n/a	n/a	n/a	n/a	n/a	n/a	n/a	n/a		
VT		\$697	\$697	\$265	n/a	n/a	n/a	\$376	n/a	\$174	\$314	n/a	n/a	n/a		
WA		\$2,855	\$2,288	\$2,151	\$610	\$611	\$1,132	\$500	n/a	\$262	\$110	\$43	n/a	n/a		
WV		\$356	\$356	n/a	n/a	n/a	n/a	n/a	n/a	\$338	\$18	n/a	n/a	n/a		
WI		\$1,390	\$424	\$176	\$603	\$363	\$673	n/a	n/a	\$102	\$161	n/a	n/a	n/a		